

HIGHGATE

Highgate 6" Pull

HGHW06



SHOWN IN HIGHGATE 6" PULL| HGHW06

TECHNICAL DETAILS

Escutcheon Primary Material: Brass

INSPIRATION

Our take on old English style: simple, functional shapes, detailed with white porcelain indices and hexagonal accents for a timeless feel.

PRODUCT FEATURES

Specify for cabinetry or vanities

Pair with Waterworks extensive line of Highgate fittings and faucets

Solid brass and acrylic

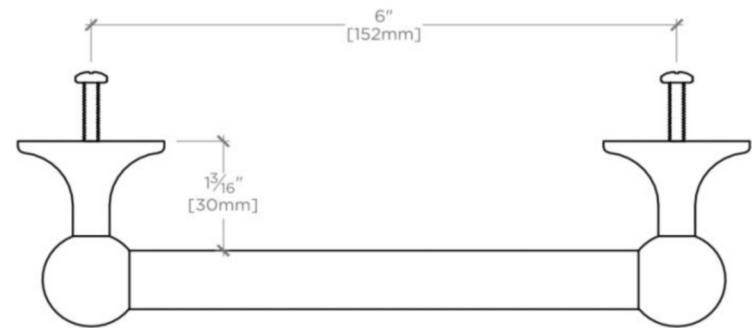
Includes per fixing: 8-32 Truss Head Machine Screw-Combo-Slotted

HIGHGATE

Highgate 6" Pull

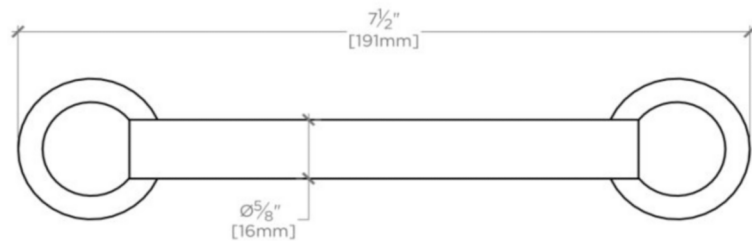
HGHW06

MOUNTING HARDWARE INCLUDED		
SCREW	DESCRIPTION	QTY
8-32 X 1"	Pan Head Slotted Machine Screw	2
8-32 X 1½"	Pan Head Slotted Machine Screw	2



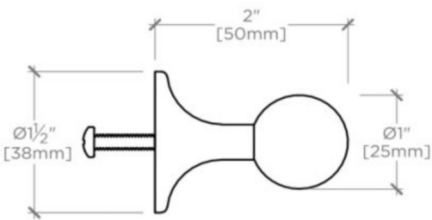
TOP VIEW

SCALE: 6"=1'-0"



FRONT VIEW

SCALE: 6"=1'-0"



SIDE VIEW

SCALE: 6"=1'-0"