


Formwork

FM3P01

Formwork Three Way Diverter Valve Trim for Pressure Balance System with Metal Knob Handle



SHOWN IN FORMWORK THREE WAY DIVERTER VALVE TRIM FOR PRESSURE BALANCE SYSTEM WITH METAL KNOB HANDLE | FM3P01

TECHNICAL DETAILS

ADA Compliance: Yes
Depth/Width: 40 mm
Escutcheon Primary Material: Brass
Fittings Hole Diameter: 64 mm
Handle Turn Angle: Quarter Turn Each Way
Height: 95 mm
Integrated Diverter: N
Integrated Spray: N
Length: 95 mm
Number Of Handles: One
Pivot: N
Primary Material: Brass
Spout Swivel: N
Spray Included In Unit: N
Suggested Application: Bath

INSPIRATION

Sculptural forms that defy the ordinary. Unexpected geometry and the transition of the planes create a subtle but warm expression.

CODES & STANDARDS

ASME A112.18.1/CSA B125.1, State of MA

PRODUCT FEATURES

Knob Handles

Allows water to be switched between different shower features such as a shower head, handshower, rain head, or tub spout
Requires valve rough sold separately

CERTIFICATIONS

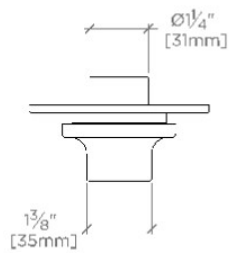


PRODUCT (NOTES)

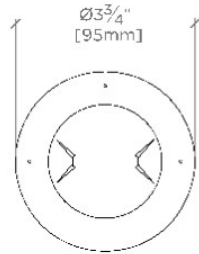
Formwork

FM3P01

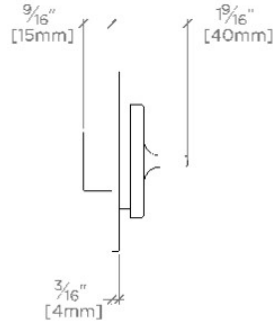
Formwork Three Way Diverter Valve Trim for Pressure Balance System with Metal Knob Handle



TOP VIEW SCALE: 3"=1'-0"



FRONT VIEW SCALE: 3"=1'-0"



SIDE VIEW SCALE: 3"=1'-0"