

Bond

BTH44D

Bond Union Series Integrated Thermostatic and Two Way Diverter Trim with Enamel Guilloche Lines Knob Handles



SHOWN IN BOND UNION SERIES INTEGRATED THERMOSTATIC AND TWO WAY DIVERTER TRIM WITH ENAMEL GUILLOCHE LINES KNOB HANDLES | BTH44D

TECHNICAL DETAILS

ADA Compliance: Yes
 Integrated Diverter: Y
 Number Of Holes: Two Hole
 Primary Material: Brass

INSPIRATION

Bond draws inspiration from the Aesthetic Movement, rare vintage lighters, and modern industrial design. The result is a contemporary collection with a soulful quality that inhabits the full range of modern style, from austere minimalism to warm contemporary.

CODES & STANDARDS

ASME A112.18.1/CSA B125.1, State of MA

PRODUCT FEATURES

Knob Handles

Allows bather to adjust temperature of all waterway outlets with a hot limit safety stop providing anti-scald protection

Features Guilloche Lines combined with Enamel Knob Handles

Stocked in Nickel and Brass

Requires valve rough sold separately

CERTIFICATIONS

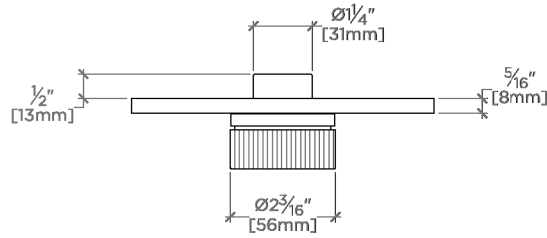


PRODUCT (NOTES)

Bond

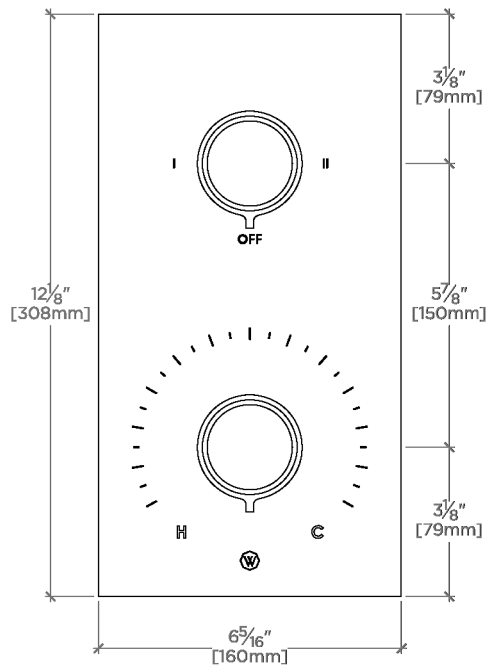
BTH44D

Bond Union Series Integrated Thermostatic and Two Way
Diverter Trim with Enamel Guilloche Lines Knob Handles



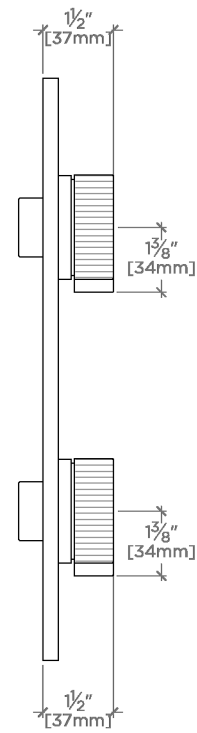
TOP VIEW

SCALE: 3"=1'-0"



FRONT VIEW

SCALE: 3"=1'-0"



SIDE VIEW

SCALE: 3"=1'-0"