

BOND

BTH42A

Bond Tandem Series Integrated Thermostatic and Two Way Diverter Trim with Guilloche Lines Knob and Lever Handles



SHOWN IN BOND TANDEM SERIES INTEGRATED THERMOSTATIC AND TWO WAY DIVERTER TRIM WITH GUILLOCHE LINES KNOB AND LEVER HANDLES | BTH42A

INSPIRATION

Modern designs infused with rare soul and artistry. Explore our wide range of Bond bath and kitchen elements, from fittings to fixtures to hardware.

TECHNICAL DETAILS

ADA Compliance: Yes
Integrated Diverter: N
Number Of Holes: Two Hole
Primary Material: Brass

CODES & STANDARDS

ASME A112.18.1/CSA B125.1, State of MA

PRODUCT FEATURES

Knob and Lever Handles

Allows bather to adjust temperature of all waterway outlets with a hot limit safety stop providing anti-scald protection

Features Linear Guilloche Etching Lever and Knob Handles

Stocked in Nickel and Brass

Requires valve rough sold separately

CERTIFICATIONS

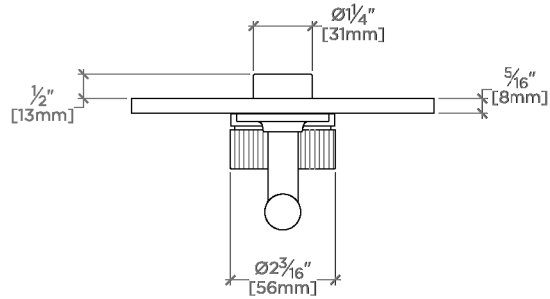


PRODUCT (NOTES)

BOND

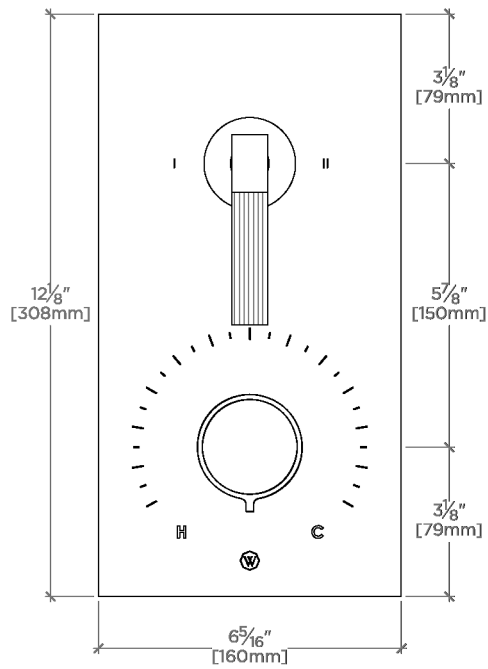
BTH42A

Bond Tandem Series Integrated Thermostatic and Two Way
Diverter Trim with Guilloche Lines Knob and Lever Handles



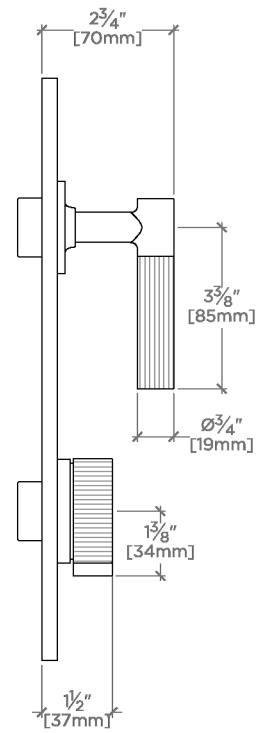
TOP VIEW

SCALE: 3"=1'-0"



FRONT VIEW

SCALE: 3"=1'-0"



SIDE VIEW

SCALE: 3"=1'-0"