


LUDLOW

Ludlow Volume Control Valve Trim with Metal Lever Handle

LDVC10



SHOWN IN LUDLOW VOLUME CONTROL VALVE TRIM WITH METAL LEVER HANDLE| LDVC10

TECHNICAL DETAILS

ADA Compliance: Yes
Control Valve Rough-in Depth Maximum: 4 1/4"
Control Valve Rough-in Depth Minimum: 3 1/4"
Diverter Valve Rough-in Depth Maximum: 3 5/8"
Diverter Valve Rough-in Depth Minimum: 2 7/8"
Escutcheon Primary Material: Brass
Fittings Hole Diameter: 1 3/8"
Depth / Width: 2 15/16"
Height: 4 3/4"
Integrated Diverter: N
Integrated Spray: N
Length: 2 1/2"
Number of Handles: One
Pivot: N
Primary Material: Brass
Spout Swivel: N
Spray Included in Unit: N
Suggested Application: Bath

INSPIRATION

A touch of classic Americana. Our fresh take on iconic industrial design has clean lines and dimensional details, including exposed screws and square plates.

CODES & STANDARDS

Code # LDVC10Y: Complies with ASME A112.18.1/CSA B125.1, ADA and 0.25% Weighted Average Lead Content. Certified with IAPMO, cUPC and State of MA.

PRODUCT FEATURES

Lever Handles

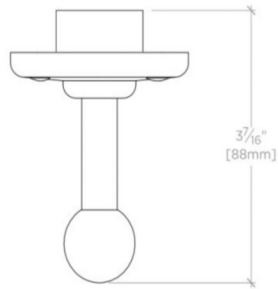
This item is stocked in a Chrome, Nickel and Unlacquered Brass finishes.



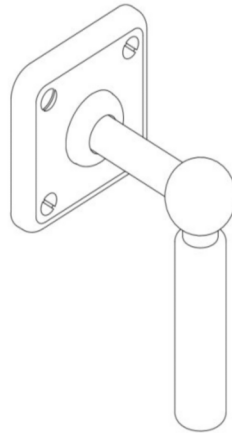
LUDLOW

LDVC10

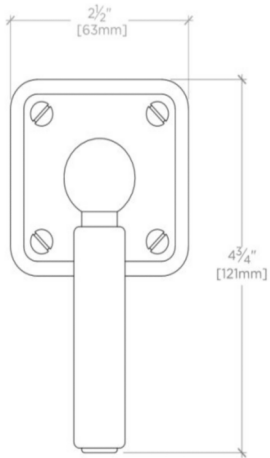
Ludlow Volume Control Valve Trim with Metal Lever Handle



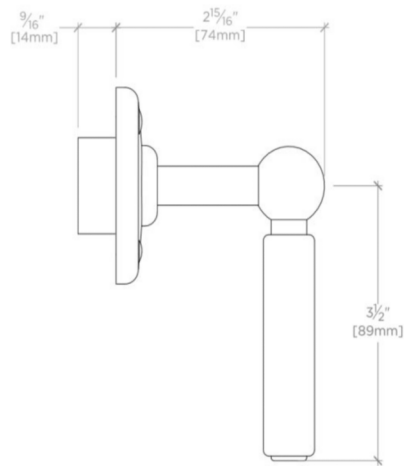
TOP VIEW SCALE: 6"=1'-0"



ISO VIEW SCALE: 6"=1'-0"



FRONT VIEW SCALE: 6"=1'-0"



SIDE VIEW SCALE: 6"=1'-0"