

## LUDLOW

Ludlow Thermostatic Control Valve Trim with Metal Lever Handle

LDTH10



SHOWN IN SERVICE PARTS METAL LEVER HANDLE| 69518

### TECHNICAL DETAILS

ADA Compliance: Yes  
 Control Valve Rough-in Depth Maximum: 4 1/4"  
 Control Valve Rough-in Depth Minimum: 3 1/4"  
 Diverter Valve Rough-in Depth Maximum: 4 1/4"  
 Diverter Valve Rough-in Depth Minimum: 3 1/4"  
 Escutcheon Primary Material: Brass  
 Fittings Hole Diameter: 4 1/2"  
 Depth / Width: 3 1/2"  
 Height: 7"  
 Integrated Diverter: N  
 Integrated Spray: N  
 Length: 5 3/4"  
 Number of Handles: One  
 Pivot: N  
 Primary Material: Brass  
 Spout Swivel: N  
 Spray Included in Unit: N  
 Suggested Application: Bath

### INSPIRATION

A touch of classic Americana. Our fresh take on iconic industrial design has clean lines and dimensional details, including exposed screws and square plates.

### CODES & STANDARDS

Code # LDTH10Y: Complies with ASME A112.18.1/CSA B125.1, ADA and 0.25% Weighted Average Lead Content. Certified with IAPMO, cUPC and State of MA.

### PRODUCT FEATURES

#### Lever Handle

This item is stocked in a Chrome, Nickel and Unlacquered Brass finishes.

Allows bather to adjust temperature of all waterway outlets, features anti-scald protection through an integrated high limit safety stop



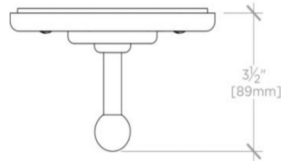
### PRODUCT (NOTES)

Requires 1/2" valve rough GUTH56 (USA) or GU56TH (UK) sold separately

## LUDLOW

## LDTH10

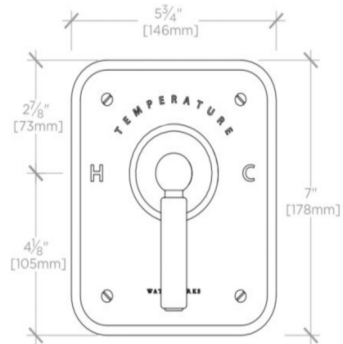
Ludlow Thermostatic Control Valve Trim with Metal Lever Handle



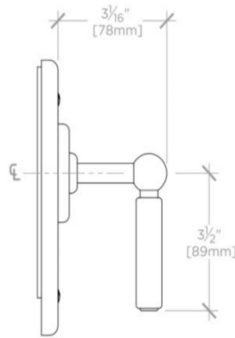
TOP VIEW SCALE: 3"=1'-0"



ISO VIEW SCALE: 3"=1'-0"



FRONT VIEW SCALE: 3"=1'-0"



SIDE VIEW SCALE: 3"=1'-0"