

LUDLOW

LDPB10

Ludlow Pressure Balance Control Valve Trim with Metal Lever Handle



SHOWN IN LUDLOW PRESSURE BALANCE CONTROL VALVE TRIM WITH METAL LEVER HANDLE| LDPB10

TECHNICAL DETAILS

ADA Compliance: Yes
Control Valve Rough-in Depth Maximum: 2 7/8"
Control Valve Rough-in Depth Minimum: 2 1/8"
Diverter Valve Rough-in Depth Maximum: 3 5/8"
Diverter Valve Rough-in Depth Minimum: 2 7/8"
Fittings Hole Diameter: 3 1/2"
Depth / Width: 3 3/16"
Height: 7"
Integrated Diverter: N
Integrated Spray: N
Length: 5 3/4"
Number of Handles: One
Pivot: N
Primary Material: Brass
Spout Swivel: N
Spray Included in Unit: N
Suggested Application: Bath

INSPIRATION

A touch of classic Americana. Our fresh take on iconic industrial design has clean lines and dimensional details, including exposed screws and square plates.

CODES & STANDARDS

Code # LDPB10Y: Complies with ASME A112.18.1/CSA B125.1, ADA and 0.25% Weighted Average Lead Content. Certified with IAPMO, cUPC and State of MA.

PRODUCT FEATURES

Lever Handle

This item is stocked in a Chrome, Nickel and Unlacquered Brass finishes.

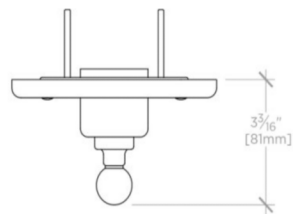
Requires valve rough GUPB81 (US) or GU81PB(UK) sold separately



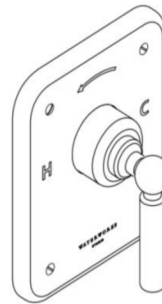
LUDLOW

LDPB10

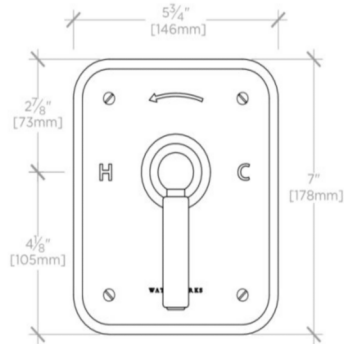
Ludlow Pressure Balance Control Valve Trim with Metal Lever Handle



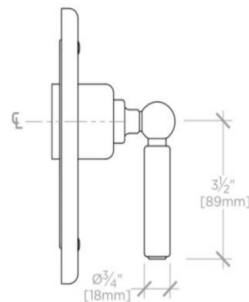
TOP VIEW SCALE: 3"=1'-0"



ISO VIEW SCALE: 3"=1'-0"



FRONT VIEW SCALE: 3"=1'-0"



SIDE VIEW SCALE: 3"=1'-0"