


FORMWORK

FM2P01

Formwork Two Way Diverter Valve Trim for Pressure Balance System with Metal Knob Handle



SHOWN IN FORMWORK TWO WAY DIVERTER VALVE TRIM FOR PRESSURE BALANCE SYSTEM WITH METAL KNOB HANDLE | FM2P01

TECHNICAL DETAILS

ADA Compliance: No
 Depth/Width: 1 9/16"
 Escutcheon Primary Material: Brass
 Fittings Hole Diameter: 2 1/2"
 Handle Turn Angle: Quarter Turn
 Height: 3 3/4"
 Integrated Diverter: N
 Integrated Spray: N
 Length: 3 3/4"
 Number Of Handles: One
 Pivot: N
 Primary Material: Brass
 Spout Swivel: N
 Spray Included In Unit: N
 Suggested Application: Bath

INSPIRATION

Sculptural forms that defy the ordinary. Unexpected geometry and the transition of the planes create a subtle but warm expression.

CODES & STANDARDS

ASME A112.18.1/CSA B125.1, State of MA

PRODUCT FEATURES

Knob Handles

Allows water to be switched between different shower features such as a shower head, handshower, rain head, or tub spout
 Requires valve rough sold separately

CERTIFICATIONS

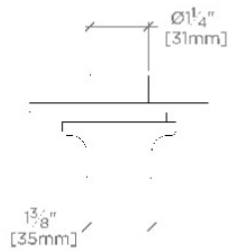


PRODUCT (NOTES)

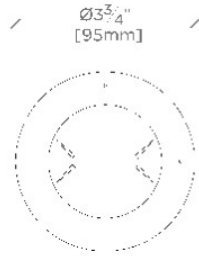
FORMWORK

FM2P01

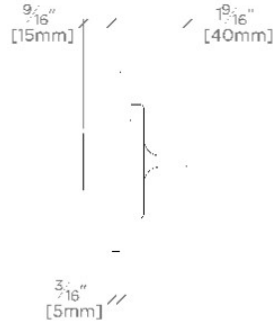
Formwork Two Way Diverter Valve Trim for Pressure Balance System with Metal Knob Handle



TOP VIEW SCALE: 3"=1'-0"



FRONT VIEW SCALE: 3"=1'-0"



SIDE VIEW SCALE: 3"=1'-0"