

JULIA

Julia Pressure Balance Control Valve Trim with White Porcelain Lever Handle

JUPB32



SHOWN IN JULIA PRESSURE BALANCE CONTROL VALVE TRIM WITH WHITE PORCELAIN LEVER HANDLE| JUPB32

TECHNICAL DETAILS

ADA Compliance: Yes
Control Valve Rough-in Depth Maximum: 76 mm
Control Valve Rough-in Depth Minimum: 57 mm
Diverter Valve Rough-in Depth Maximum: 67 mm
Diverter Valve Rough-in Depth Minimum: 57 mm
Escutcheon Primary Material: Brass
Index Color / Finish and Material: Architectural Bronze
Depth / Width: 64 mm
Height: 165 mm
Index Marking: Blank
Integrated Diverter: N
Length: 152 mm
Number of Handles: One
Primary Material: Brass
Suggested Application: Bath

INSPIRATION

An interpretation of 1920s French country, Julia speaks to decoration and intricate design displayed through beautifully composed turnings. These details embody the robust, signature high profile spout enabling Julia to transition fluidly from informal to formal environments.

PRODUCT FEATURES

Lever handle features a metal index and optional handle materials including porcelain, wood, crystal, and semi-precious stones.

Temperature markings and Waterworks' logo engraved on this solid brass trim plate.

Adjust the single handle control to switch water on and adjust temperature.

Enhance the shower by partnering the pressure balance with a 2-way diverter system.

CODES & STANDARDS

Code # JUSV31: ASME A112.18.1 / CSA B125.1, State of MA

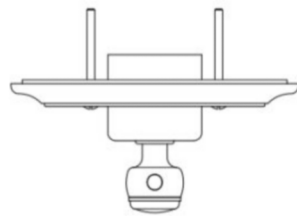
PRODUCT (NOTES)

Required valve GUSV81R sold separately.

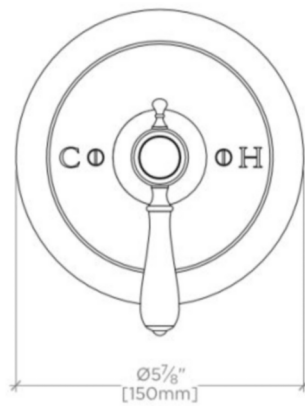
JULIA

JUPB32

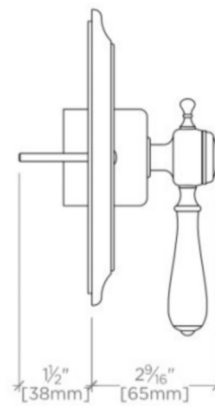
Julia Pressure Balance Control Valve Trim with White Porcelain
Lever Handle



TOP VIEW SCALE: 3"=1'-0"



FRONT VIEW SCALE: 3"=1'-0"



SIDE VIEW SCALE: 3"=1'-0"