

LUDLOW

LD3P10

Ludlow Three Way Diverter Valve Trim for Pressure Balance with Roman Numerals and Metal Lever Handle



TECHNICAL DETAILS

Control Valve Rough-in Depth Maximum: 2 7/8"
Control Valve Rough-in Depth Minimum: 2 1/8"
Diverter Valve Rough-in Depth Maximum: 3 5/8"
Diverter Valve Rough-in Depth Minimum: 2 7/8"
Escutcheon Primary Material: Brass
Fittings Hole Diameter: 2 1/2"
Depth / Width: 3 3/16"
Height: 5 3/8"
Integrated Diverter: N
Integrated Spray: N
Length: 3 3/4"
Number of Handles: One
Pivot: N
Primary Material: Brass
Spout Swivel: N
Spray Included in Unit: N
Suggested Application: Bath

INSPIRATION

A touch of classic Americana. Our fresh take on iconic industrial design has clean lines and dimensional details, including exposed screws and square plates.

CODES & STANDARDS

Code # LD3P10Y: Certified with cUPC, NSF, IAPMO, CSA

PRODUCT FEATURES

Lever Handles

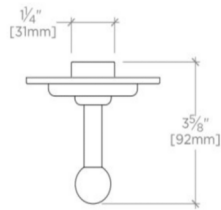
This item is stocked in a Chrome, Nickel and Unlacquered Brass finishes.



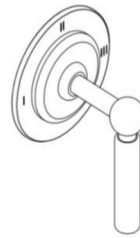
LUDLOW

LD3P10

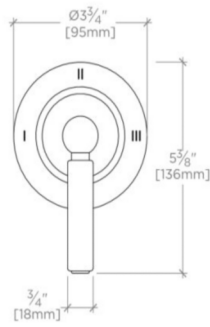
Ludlow Three Way Diverter Valve Trim for Pressure Balance with Roman Numerals and Metal Lever Handle



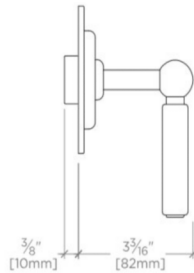
TOP VIEW SCALE: 3"=1'-0"



ISO VIEW SCALE: 3"=1'-0"



FRONT VIEW SCALE: 3"=1'-0"



SIDE VIEW SCALE: 3"=1'-0"