



ESTB. 1978

WATERWORKS

Architectonics2



With a heritage of superior craftsmanship, handmade tile has refined and evolved. Global design, and 100 colors, gives broader artistic sensibility to surfaces. Assortment of field sizes are complimented by an extensive collection of trims and moldings.



ESTB. 1978

WATERWORKS

Architectonics²

HANDMADE FIELD TILE



2" X 4" *
A2F024



2" X 6" *
A2F026



2" X 8" *
A2F028



3" X 6" *
A2F036



3" X 8" *
A2F038



4" X 8" *
A2F048



4" X 12" *
A2F412



6" X 9" *
A2F069



6" X 12" *
A2F612

* Coordinating Bullnose Available



ESTB. 1978

WATERWORKS

Architectonics2

HANDMADE FIELD TILE



3" X 3" *
A2F033



4" X 4" *
A2F044



6" X 6" *
A2F066



3" HEXAGON
A2FHX3



6" HEXAGON
A2FHX6

* Coordinating Bullnose Available




ESTB. 1978

WATERWORKS

Architectonics2

UNIVERSAL TRIM LINERS





ESTB. 1978

WATERWORKS

Architectonics2

UNIVERSAL TRIM RAILS, CROWNS & BORDERS



DADO RAIL
1 1/2" X 6"
A2M015



SCOTIA RAIL
1 3/8" X 6"
A2RL7E



MIRROR SILL RAIL
1 1/2" X 6"
A2RL8E



OGEE RAIL
1 3/4" X 6"
A2RLE8



EMPIRE RAIL
2 1/2" X 6"
A2M013



CROWN RAIL
3 3/4" X 6"
A2RL6E



**LARGE PLAIN FRIEZE
BORDER** 4" X 6"
A2B09E



CYMA CROWN
2 3/4" X 6"
A2CW6E




SOFFIT RAIL
2 1/2" X 6"
A2RL4E



LOUIS FLIP RAIL
2 1/2" X 6"
A2M016



CORNICE RAIL
3" X 6"
A2RLE6



METROPOLIS CROWN
3 1/4" X 6"
A2CW5E



ESTB. 1978


WATERWORKS

Architectonics2


UNIVERSAL TRIM BASES



STANDARD BASE
6 1/8" X 6"
A2BS3E




COVE BASE
4" X 4"
A2CB01



MUD CAP
4" X 4"
A2MU02



MUD CAP
6" X 6"
A2MU03



COVE BASE
6" X 6"
A2CB02



ESTB. 1978

WATERWORKS

Architectonics²

MOSAICS



HANDMADE LANTERN MOSAIC
A2MOL1



HANDMADE PENNY MOSAIC
A2MOP1



HANDMADE SCALLOP MOSAIC
A2MOS1



HANDMADE 1" X 2 1/8" MOSAIC
A2MOH1



HANDMADE 2" HEXAGON MOSAIC
A2MOH2



ESTB. 1978

WATERWORKS

Architectonics2


PALETTE




Whitewash V2
(Glossy Solid)



Madeline V2
(Glossy Solid)



Nola V3
(Glossy Solid)



Corn silk V2
(Glossy Crackle)



Chiffon V2
(Glossy Solid)



Fog V2
(Glossy Solid)



Luna V3
(Glossy Crackle)



Parchment V2
(Glossy Solid)



Cloud Cover V2
(Glossy Solid)



Casper V2
(Glossy Solid)




Linus V3
(Glossy Solid)




Flax V2
(Glossy Solid)



Misty V2
(Glossy Solid)



Whisper V3
(Glossy Solid)



Ashen V4
(Glossy Solid)



Sandcastle V3
(Glossy Solid)

- V1. MINIMAL, IF ANY COLOR VARIATION
- V2. SLIGHT COLOR VARIATION CAN BE EXPECTED
- V3. A MEDIUM RANGE OF COLOR VARIATION IS TYPICAL; DARKER AND LIGHTER TONES ARE EVIDENT
- V4. CONSIDERABLE COLOR VARIATION IS TYPICAL; FROM DARKS TO LIGHTS AND SOME TONE CHANGES
- V5. EXTREME COLOR VARIATION CAN BE EXPECTED - THE RANGE IS OFTEN DIFFERING BUT COMPLIMENTARY



ESTB. 1978

WATERWORKS

Architectonics2


PALETTE




Acadia V3
(Glossy Solid)




Abalone V5
(Dynamic Crackle)



Cinder V3
(Glossy Solid)



Aqua V4
(Dynamic Crackle)



Gainsboro V3
(Glossy Solid)



Angelica V3
(Glossy Solid)




Denim V2
(Glossy Solid)



Key Largo V4
(Dynamic Crackle)



Greyhound V3
(Glossy Solid)




Belle V3
(Glossy Solid)



Indigo V4
(Dynamic Crackle)



Bloomsbury V3
(Glossy Solid)



Oxford V3
(Glossy Solid)



Falcon V2
(Glossy Solid)



Tropic V4
(Dynamic Crackle)



Greyhound V3
(Glossy Solid)

- V1. MINIMAL, IF ANY COLOR VARIATION
- V2. SLIGHT COLOR VARIATION CAN BE EXPECTED
- V3. A MEDIUM RANGE OF COLOR VARIATION IS TYPICAL; DARKER AND LIGHTER TONES ARE EVIDENT
- V4. CONSIDERABLE COLOR VARIATION IS TYPICAL; FROM DARKS TO LIGHTS AND SOME TONE CHANGES
- V5. EXTREME COLOR VARIATION CAN BE EXPECTED - THE RANGE IS OFTEN DIFFERING BUT COMPLIMENTARY



ESTB. 1978

WATERWORKS

Architectonics2

PALETTE



Mint V3
(Glossy Crackle)



Oakley V4
(Dynamic Crackle)



Honeydew V2
(Glossy Solid)



Lima V2
(Glossy Solid)



Delphine V3
(Glossy Crackle)



Finn V5
(Dynamic Crackle)



Hazel V3
(Glossy Solid)



Granny Smith V2
(Glossy Solid)



Ella V3
(Glossy Crackle)



Quilla V5
(Dynamic Crackle)



Cactus V5
(Dynamic Crackle)



Peridot V4
(Dynamic Crackle)



Spruce V2
(Glossy Solid)



Portia V4
(Dynamic Crackle)

- V1. MINIMAL, IF ANY COLOR VARIATION
- V2. SLIGHT COLOR VARIATION CAN BE EXPECTED
- V3. A MEDIUM RANGE OF COLOR VARIATION IS TYPICAL; DARKER AND LIGHTER TONES ARE EVIDENT
- V4. CONSIDERABLE COLOR VARIATION IS TYPICAL; FROM DARKS TO LIGHTS AND SOME TONE CHANGES
- V5. EXTREME COLOR VARIATION CAN BE EXPECTED - THE RANGE IS OFTEN DIFFERING BUT COMPLIMENTARY



ESTB. 1978

WATERWORKS

Architectonics2

PALETTE



Vesper (Glossy Crackle) V4



Marfil (Glossy Solid) V3




Willow (Dynamic Crackle) V4



Spring Green (Glossy Solid) V3



Fawn (Dynamic Crackle) V5



Saddle (Dynamic Crackle) V4




Tecla (Dynamic Crackle) V5



Marsh (Dynamic Crackle) V5



Oat (Dynamic Crackle) V5



Cedar (Dynamic Crackle) V3



Scout (Dynamic Crackle) V5



Juniper (Glossy Crackle) V2



Sea Turtle (Dynamic Crackle) V5



Espresso (Glossy Crackle) V2



Hunter (Dynamic Crackle) V4



Camouflage (Dynamic Crackle) V5

- V1. MINIMAL, IF ANY COLOR VARIATION
- V2. SLIGHT COLOR VARIATION CAN BE EXPECTED
- V3. A MEDIUM RANGE OF COLOR VARIATION IS TYPICAL; DARKER AND LIGHTER TONES ARE EVIDENT
- V4. CONSIDERABLE COLOR VARIATION IS TYPICAL; FROM DARKS TO LIGHTS AND SOME TONE CHANGES
- V5. EXTREME COLOR VARIATION CAN BE EXPECTED - THE RANGE IS OFTEN DIFFERING BUT COMPLIMENTARY



ESTB. 1978

WATERWORKS

Architectonics2

PALETTE



Lola V2
(Glossy Crackle)



Mauve V3
(Glossy Crackle)



Thunder V2
(Glossy Solid)



Parker V3
(Glossy Crackle)



Primrose V3
(Glossy Solid)




Heather V5
(Dynamic Crackle)




Pitch V2
(Glossy Solid)



Gunmetal V2
(Glossy Solid)



Petunia V2
(Glossy Solid)



Larkspur V4
(Glossy Solid)



Starry Night V3
(Metallic Glossy Solid)



Aurum V3
(Metallic Matte Solid)



Scarlet V2
(Glossy Crackle)



Iris V2
(Glossy Solid)

- V1. MINIMAL, IF ANY COLOR VARIATION
- V2. SLIGHT COLOR VARIATION CAN BE EXPECTED
- V3. A MEDIUM RANGE OF COLOR VARIATION IS TYPICAL; DARKER AND LIGHTER TONES ARE EVIDENT
- V4. CONSIDERABLE COLOR VARIATION IS TYPICAL; FROM DARKS TO LIGHTS AND SOME TONE CHANGES
- V5. EXTREME COLOR VARIATION CAN BE EXPECTED - THE RANGE IS OFTEN DIFFERING BUT COMPLIMENTARY




ESTB. 1978

WATERWORKS

Architectonics2



White V2
(Matte Solid)




Salt Pond V3
(Matte Solid)



Lichen V3
(Matte Solid)




Nimbus V3
(Matte Solid)



Hyacinth V3
(Matte Solid)



Bisque V3
(Matte Solid)



Hemp V3
(Matte Solid)




Clearwater V3
(Matte Solid)




Celestial V3
(Matte Solid)



Cobble V3
(Matte Solid)



Evening Sky V3
(Matte Solid)



Black Satin V2
(Matte Solid)

- V1. MINIMAL, IF ANY COLOR VARIATION
- V2. SLIGHT COLOR VARIATION CAN BE EXPECTED
- V3. A MEDIUM RANGE OF COLOR VARIATION IS TYPICAL; DARKER AND LIGHTER TONES ARE EVIDENT
- V4. CONSIDERABLE COLOR VARIATION IS TYPICAL; FROM DARKS TO LIGHTS AND SOME TONE CHANGES
- V5. EXTREME COLOR VARIATION CAN BE EXPECTED - THE RANGE IS OFTEN DIFFERING BUT COMPLIMENTARY



ESTB. 1978

WATERWORKS

Architectonics2

PALETTE



White w/ Sapphire V4
(Glossy Crackle)



White w/ Jade V4
(Glossy Crackle)




White w/ Taupe V4
(Glossy Crackle)



White w/ Charcoal V4
(Glossy Crackle)



Sapphire V5
(Glossy Wash)



Jade V5
(Glossy Wash)



Taupe V5
(Glossy Wash)



Charcoal V5
(Glossy Wash)



Sapphire V5
(Crackle Wash)



Jade V5
(Crackle Wash)



Taupe V5
(Crackle Wash)



Charcoal V5
(Crackle Wash)

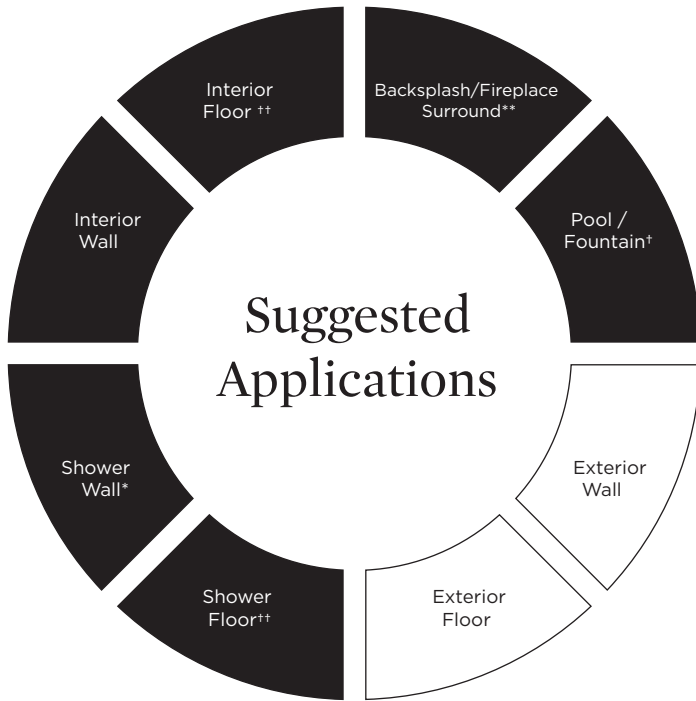
- V1. MINIMAL, IF ANY COLOR VARIATION
- V2. SLIGHT COLOR VARIATION CAN BE EXPECTED
- V3. A MEDIUM RANGE OF COLOR VARIATION IS TYPICAL; DARKER AND LIGHTER TONES ARE EVIDENT
- V4. CONSIDERABLE COLOR VARIATION IS TYPICAL; FROM DARKS TO LIGHTS AND SOME TONE CHANGES
- V5. EXTREME COLOR VARIATION CAN BE EXPECTED - THE RANGE IS OFTEN DIFFERING BUT COMPLIMENTARY



ESTB. 1978

WATERWORKS

Architectonics2



● Recommended Use ○ Not Recommended Use

Application Notes

* All finishes suitable for use in wet environments if properly installed, sealed, and maintained. Only glossy and matte finishes suitable for use in steam showers if properly installed, sealed and maintained.

** Metallics not recommended for kitchen backsplash

† Suitable above waterline in tropical/subtropical climates ONLY if properly installed, sealed and maintained

** Suitable for light traffic floors ONLY in glossy and matte finish if properly installed, sealed and maintained (small format – 3x3 or smaller and mosaics).

Installation / Maintenance

- WATERWORKS ASSUMES NO RESPONSIBILITY FOR INSTALLATION
- Installation constitutes acceptance.
- Tile should be installed by a licensed and experienced tile setter.
- Refer to TCNA (Tile Council of North America) or ANSI standards for installation guidelines.
- All tile must be inspected PRIOR to installation.
- Dry lay tile prior to installation to allow for blending of color variation.
- Tile should be sealed PRIOR to grouting. Dark grout may stain crackle tile.
- Waterworks recommends a grouted test panel prior to installation to understand final appearance of grouted materials.
- Seal tile and grout joints after installation and maintain regularly.

Variation Level

V1	V2	V3	V4	V5

1. MINIMAL, IF ANY COLOR VARIATION
2. SLIGHT COLOR VARIATION CAN BE EXPECTED
3. A MEDIUM RANGE OF COLOR VARIATION IS TYPICAL; DARKER AND LIGHTER TONES ARE EVIDENT
4. CONSIDERABLE COLOR VARIATION IS TYPICAL; FROM DARKS TO LIGHTS AND SOME TONE CHANGES
5. EXTREME COLOR VARIATION CAN BE EXPECTED - THE RANGE IS OFTEN DIFFERING BUT COMPLEMENTARY

PLEASE REFER TO COLLECTION TEARSHEET FOR VARIATION LEVEL BY COLOR.

SAMPLING IS RECOMMENDED TO UNDERSTAND VARIATION OF MATERIAL

Product Variation

Color, size and surface variation is an inherent characteristic of our handmade tile and should be expected. Refer to our color variation ranking for further details. Please inquire for additional information.

Custom Opportunities Available

Minimums and extended lead-times may apply.

Please contact your local Waterworks showroom or our direct sales team at 800.899.6757.

Thickness

$3/8''^*$

*Nominal: +/- 1/6"

Suggested Grout Lines

$1/16'' - 1/8''$