


## FORMWORK

FM3P10

Formwork Three Way Diverter Valve Trim for Pressure Balance System with Metal Lever Handle



SHOWN IN FORMWORK THREE WAY DIVERTER VALVE TRIM FOR PRESSURE BALANCE SYSTEM WITH METAL LEVER HANDLE | FM3P10

### TECHNICAL DETAILS

ADA Compliance: Yes  
 Depth/Width: 1 3/4"  
 Escutcheon Primary Material: Brass  
 Fittings Hole Diameter: 2 1/2"  
 Handle Turn Angle: Quarter Turn Each Way  
 Height: 4 3/16"  
 Integrated Diverter: N  
 Integrated Spray: N  
 Length: 3 3/4"  
 Number Of Handles: One  
 Pivot: N  
 Primary Material: Brass  
 Spout Swivel: N  
 Spray Included In Unit: N  
 Suggested Application: Bath

### INSPIRATION

Sculptural forms that defy the ordinary. Unexpected geometry and the transition of the planes create a subtle but warm expression.

### CODES & STANDARDS

ASME A112.18.1/CSA B125.1, State of MA

### PRODUCT FEATURES

#### Lever Handles

Allows water to be switched between different shower features such as a shower head, handshower, rain head, or tub spout  
 Requires valve rough sold separately

### CERTIFICATIONS

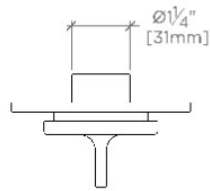


### PRODUCT (NOTES)

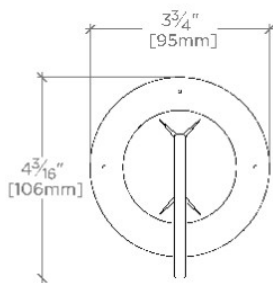
## FORMWORK

FM3P10

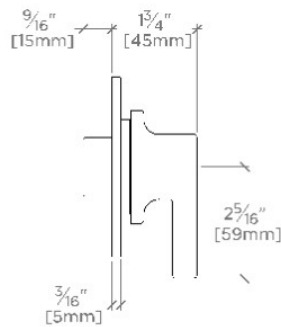
Formwork Three Way Diverter Valve Trim for Pressure Balance System with Metal Lever Handle



TOP VIEW SCALE: 3"=1'-0"



FRONT VIEW SCALE: 3"=1'-0"



SIDE VIEW SCALE: 3"=1'-0"