

HENRY

HNKM15

Henry One Hole Gooseneck Kitchen Faucet, Metal Lever Handle



SHOWN IN HENRY ONE HOLE GOOSENECK KITCHEN FAUCET, METAL LEVER HANDLE | HNKM15

TECHNICAL DETAILS

ADA Compliance: Yes
 Deck Thickness Maximum: 1 5/8"
 Deck Thickness Minimum: 1/4"
 Depth/Width: 11 3/4"
 Escutcheon Primary Material: Brass
 Fittings Hole Diameter: 1 1/2"
 Flow Restriction Options: 2.0, 1.75, 1.5
 Handle Turn Angle: Quarter Turn Each Way
 Handshower Spray Hose Length: 49"
 Height: 14 5/8"
 Inlet Connection Size: 3/8"
 Inlet Connection Type: Compression Connector Hoses
 Integrated Diverter: N
 Length: 11 3/4"
 Number Of Holes: One Hole
 Primary Material: Brass
 Restricted Maximum Flow Rate: 1.75 gpm
 Spout Swivel: Y
 Spray Included In Unit: N
 Suggested Application: Bar, Kitchen, Laundry
 Valve Material: Ceramic
 Water Pressure Maximum: 85.0 psi
 Water Pressure Minimum: 20.0 psi
 Water Pressure Recommended: 45.0 psi

INSPIRATION

Influenced by the connection of industry and art Henry easily transitions between modern, traditional, utilitarian and classic settings.

CODES & STANDARDS

HNKM15X, NSF/ANSI/CAN 61:Q < 1, NSF/ANSI/CAN 372, CEC, State of MA

PRODUCT FEATURES

The stately single hole fitting stands on a tall well formed pillar with a tapered lever handle. Practical as well a beautiful, this fitting has a hand spray for washing vegetables, rinsing the sink or cleaning pots. Brass material is used for components.

Standard flow rate is 2.2gpm (8.3 L/min) and State of California requires a maximum of 1.8gpm(6.8 L/min). Also available in other flow options. Contact a sales associate for details.

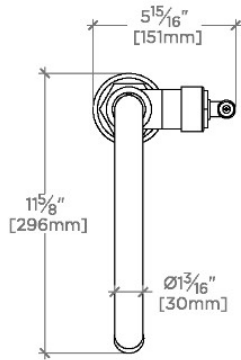
CERTIFICATIONS

PRODUCT (NOTES)

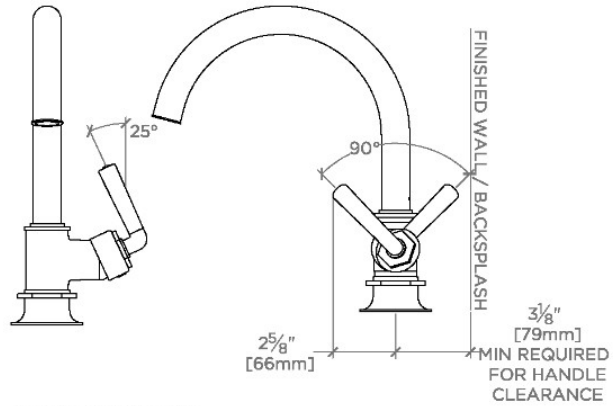
HENRY

HNKM15

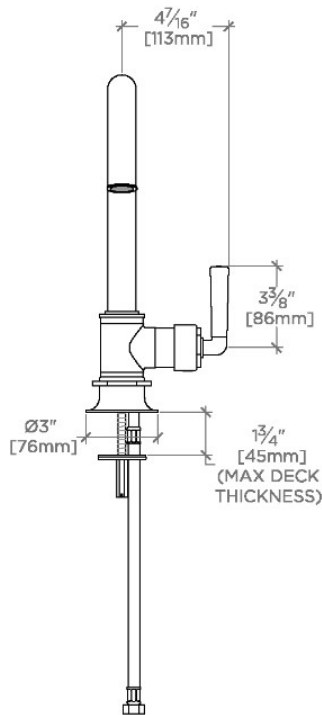
Henry One Hole Gooseneck Kitchen Faucet, Metal Lever Handle



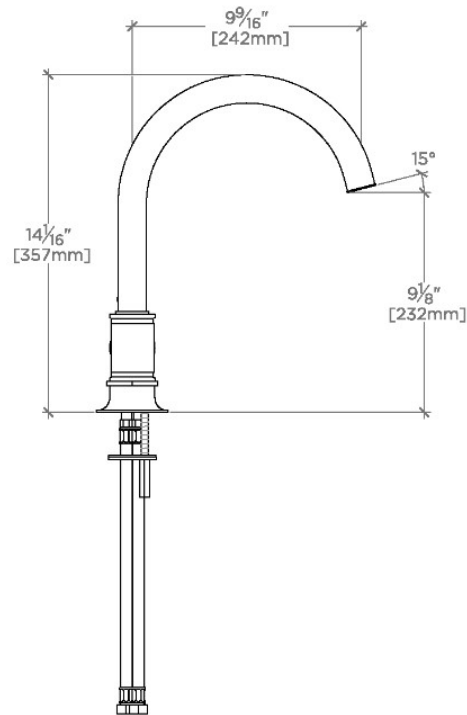
TOP VIEW SCALE: 1 1/2"=1'-0"



HANDLE OPERATION



FRONT VIEW SCALE: 1 1/2"=1'-0"



SIDE VIEW SCALE: 1 1/2"=1'-0"