



ESTB. 1978

WATERWORKS



Henry

Celebrating the connection of industry and art, Henry transitions effortlessly between modern, traditional, and classic settings. These iconic fittings blend 19th-century industrial and artistic references for a look that's forever of the moment—familiar yet wholly original.

Henry



Lavatory Faucet with Cross Handles
STYLE: HLS101



Lavatory Faucet with Lever Handles
STYLE: HLS111



Gooseneck Lavatory Faucet
with Cross Handles
STYLE: HLS201



Gooseneck Lavatory Faucet
with Lever Handles
STYLE: HLS211



Wall Mounted Lavatory Faucet
with Cross Handles
STYLE: HLS301



Wall Mounted Lavatory Faucet
with Lever Handles
STYLE: HLS311



One Hole Lavatory Faucet
with Cross Handle
STYLE: HLS401



Thermostatic Control Valve Trim
with Cross Handle
STYLE: HTH101



Thermostatic Control Valve Trim
with Lever Handle
STYLE: HTH111

Henry



Volume Control
with Cross Handle
STYLE: HNVCO1



Volume Control
with Lever Handle
STYLE: HNVC11



Two Way Diverter Valve Trim for
Thermostatic with Roman
Numerals and Cross Handle
STYLE: HN2TO1



Two Way Diverter Valve Trim for
Thermostatic with Roman Numerals
and Lever Handle
STYLE: HN2T11



Three Way Diverter Valve Trim for
Thermostatic with Roman Numerals
and Cross Handle
STYLE: HN3TO1



Three Way Diverter Valve Trim for
Thermostatic with Roman Numerals
and Lever Handle
STYLE: HN3T11



Integrated Thermostatic and Volume
Control Trim with Cross Handles*
STYLE: HTH301



Integrated Thermostatic and Volume
Control Trim with Cross and Lever Handles*
STYLE: HTH311



Integrated Thermostatic and Two Way
Diverter Trim with Cross Handles*
STYLE: HTH401

*Handles can be interchanged between positions.

Henry



Integrated Thermostatic and Two Way Diverter Trim with Cross and Lever Handles*
STYLE: HTH411




Integrated Thermostatic and Three Way Diverter Trim with Cross Handles*
STYLE: HTH501



Integrated Thermostatic and Three Way Diverter Trim with Cross and Lever Handles*
STYLE: HTH511



Integrated Thermostatic and Dual Volume Control Trim with Cross and Lever Handles
STYLE: HTH611



Exposed Thermostatic Shower System with 8" Shower Head and Metal Cross Handles
STYLE: HNXS20



Exposed Thermostatic Shower System with 8" Shower Head and Metal Lever and Cross Handle
STYLE: HNXS30

*Limited Stock available, no SP order

*Handles can be interchanged between positions.

Henry



Exposed Thermostatic Shower System with 8" Shower Head, Handshower, and Metal Cross Diverter and Metal Cross Handles
STYLE: HNXS40



Exposed Thermostatic Shower System with 8" Shower Head, Handshower, and Metal Lever Diverter and Metal Cross Handles
STYLE: HNXS50



Exposed Thermostatic Shower System with 8" Shower Head, Handshower, and Metal Cross Diverter and Cross Handle
STYLE: HNXS60

Henry



Exposed Thermostatic Shower System with 8" Shower Head, Handshower, and Metal Lever Diverter, Metal Lever and Cross Handle
STYLE: HNXS70



Pressure Balance Valve Trim with Lever Handle
STYLE: HPB111



Two Way Diverter Valve Trim for Pressure Balance with Roman Numerals and Cross Handle
STYLE: HN2P01



Two Way Diverter Valve Trim for Pressure Balance with Roman Numerals and Lever Handle
STYLE: HN2P11



Three Way Diverter Valve Trim for Pressure Balance with Roman Numerals and Cross Handle
STYLE: HN3P01



Three Way Diverter Valve Trim for Pressure Balance with Roman Numerals and Lever Handle
STYLE: HN3P11



Handshower on Hook
STYLE: HNHS01

Henry



Handshower on Bar
STYLE: HNHS10



6" Wall Mounted 45 Degree Shower Arm with Flange
STYLE: HNWH06



8" Wall Mounted 45 Degree Shower Arm with Flange
STYLE: HNWH08



10" Wall Mounted 45 Degree Shower Arm with Flange
STYLE: HNWH10



12" Wall Mounted 90 Degree Shower Arm with Flange
STYLE: HNWH12



18" Wall Mounted 90 Degree Shower Arm with Flange
STYLE: HNWH18



22" Wall Mounted 90 Degree Shower Arm with Flange
STYLE: HNWH22

Henry



20" Wall Mounted
Gooseneck Shower Arm
STYLE: HNA820



18" Ceiling Mounted
Shower Arm
with Flange
STYLE: HNCH18



6" Ceiling Mounted
Shower Arm
with Flange
STYLE: HNCH06



12" Ceiling Mounted S
hower Arm
with Flange
STYLE: HNCH12



Exposed Wall Mounted Tub Filler with
Handshower and Cross Handles
STYLE: HXT101

Henry



Exposed Wall Mounted Tub Filler with Handshower and Lever Handles
STYLE: HXT111



Exposed Deck Mounted Tub Filler with Handshower and Cross Handles
STYLE: HXT201



Exposed Deck Mounted Tub Filler with Handshower and Lever Handles
STYLE: HXT211



Exposed Floor Mounted Tub Filler with Handshower and Cross Handles
STYLE: HXT301



Exposed Floor Mounted Tub Filler with Handshower and Lever Handles
STYLE: HXT311



Low Profile Concealed Tub Filler with Handshower and Cross Handles
STYLE: HTF101



Low Profile Concealed Tub Filler with Handshower and Lever Handles
STYLE: HTF111

Henry



Wall Mounted Tub Spout
STYLE: HNTS01



One Hole Bidet Fitting with Cross Handles
STYLE: HNBF20

Henry

TWO TONE



Lavatory Faucet with
Two Tone Cross Handles
STYLE: HLS102



Lavatory Faucet with
Two Tone Lever Handles
STYLE: HLS112



Gooseneck Lavatory Faucet with
Two Tone Cross Handles
STYLE: HLS202



Gooseneck Lavatory Faucet with
Two Tone Lever Handles
STYLE: HLS212



Wall Mounted Lavatory Faucet
with Two Tone Cross Handles
STYLE: HLS302



Wall Mounted Lavatory Faucet
with Two Tone Lever Handles
STYLE: HLS312



One Hole Lavatory Faucet with
Two Tone Cross Handle
STYLE: HLS402



Thermostatic Control Valve Trim
with Two Tone Cross Handle
STYLE: HTH202



Thermostatic Control Valve Trim
with Two Tone Lever Handle
STYLE: HTH212

Henry



Volume Control with
Two-Tone Cross Handle
STYLE: HNVC02



Volume Control with
Two-Tone Lever Handle
STYLE: HNVC12



Two Way Diverter Valve Trim for
Thermostatic with Roman Numerals
and Two-Tone Cross Handle
STYLE: HN2T02



Two Way Diverter Valve Trim for
Thermostatic with Roman Numerals
and Two-Tone Lever Handle
STYLE: HN2T12



Three Way Diverter Valve Trim for
Thermostatic with Roman Numerals
and Two-Tone Cross Handle
STYLE: HN3T02



Three Way Diverter Valve Trim for
Thermostatic with Roman Numerals
and Two-Tone Lever Handle
STYLE: HN3T12



Integrated Thermostatic and Volume
Control Trim with Two Tone Cross Handles*
STYLE: HTH302



Integrated Thermostatic and Volume
Control Trim with Two Tone Cross and
Lever Handles*
STYLE: HTH312



Integrated Thermostatic and Two Way
Diverter Trim with Two Tone Cross Handles*
STYLE: HTH402

*Handles can be interchanged between positions.

Henry

TWO TONE



Integrated Thermostatic and Two Way Diverter Trim with Two Tone Cross and Lever Handles[†]
STYLE: HTH412



Integrated Thermostatic and Three Way Diverter Trim with Two Tone Cross Handle[†]
STYLE: HTH502



Integrated Thermostatic and Three Way Diverter Trim with Two Tone Cross and Lever Handles[†]
STYLE: HTH512



Integrated Thermostatic and Dual Volume Control Trim with Two Tone Cross and Lever Handles
STYLE: HTH612



Exposed Wall Mounted Tub Filler With Handshower and Two Tone Cross Handles
STYLE: HXT102



Exposed Wall Mounted Tub Filler With Handshower and Two Tone Lever Handles
STYLE: HXT112



Exposed Deck Mounted Tub Filler With Handshower and Two Tone Cross Handles
STYLE: HXT202



Exposed Deck Mounted Tub Filler with Handshower and Two Tone Lever Handles
STYLE: HXT212



Concealed Tub Filler with Handshower and Two-Tone Cross Handles
STYLE: HTF102


[†]Handles can be interchanged between positions.

Henry

TWO TONE



Concealed Tub Filler with Handshower and Two-Tone Lever Handles
STYLE: HTF112



Exposed Floor Mounted Tub Filler with Handshower and Two Tone Cross Handles
STYLE: HXT302



Exposed Floor Mounted Tub Filler with Handshower and Two Tone Lever Handles
STYLE: HXT312



Two Way Diverter Valve Trim for Pressure Balance with Roman Numerals and Two-Tone Cross Handle
STYLE: HN2P02



Two Way Diverter Valve Trim for Pressure Balance with Roman Numerals and Two-Tone Lever Handle
STYLE: HN2P12



Three Way Diverter Valve Trim for Pressure Balance with Roman Numerals and Two-Tone Cross Handle
STYLE: HN3P02



Three Way Diverter Valve Trim for Pressure Balance with Roman Numerals and Two-Tone Lever Handle
STYLE: HN3P12

Henry

COIN EDGE



Lavatory Faucet with Coin Edge Cylinders and Cross Handles
STYLE: HLS103



Lavatory Faucet with Coin Edge Cylinders and Lever Handles
STYLE: HLS113



Gooseneck Lavatory Faucet with Coin Edge Cylinders and Cross Handles
STYLE: HLS203



Gooseneck Lavatory Faucet with Coin Edge Cylinders and Lever Handles
STYLE: HLS213



Wall Mounted Lavatory Faucet with Coin Edge Cylinder Cross Handles
STYLE: HLS303



Wall Mounted Lavatory Faucet with Coin Edge Cylinder Lever Handles
STYLE: HLS313



Volume Control with Coin Edge Cross Handle
STYLE: HNV03



Volume Control with Coin Edge Lever Handle
STYLE: HNV13



Two Way Diverter Valve Trim for Thermostatic with Roman Numerals and Coin Edge Cylinder Cross Handle
STYLE: HN203

Henry

COIN EDGE



Two Way Diverter Valve Trim for Thermostatic with Roman Numerals and Coin Edge Cylinder Lever Handle
STYLE: HN2T13



Three Way Diverter Valve Trim for Thermostatic with Roman Numerals and Coin Edge Cylinder Cross Handle
STYLE: HN3T03



Three Way Diverter Valve Trim for Thermostatic with Roman Numerals and Coin Edge Cylinder Lever Handle
STYLE: HN3T13



Integrated Thermostatic and Volume Control Trim with Coin Edge Cylinder Cross Handles[†]
STYLE: HTH303



Integrated Thermostatic and Volume Control Trim with Coin Edge Cylinder Cross and Lever Handles[†]
STYLE: HTH313



Integrated Thermostatic and Two Way Diverter Trim with Coin Edge Cylinder Cross Handles[†]
STYLE: HTH403



Integrated Thermostatic and Two Way Diverter Trim with Coin Edge Cylinder Cross and Lever Handles[†]
STYLE: HTH413



Integrated Thermostatic and Three Way Diverter Trim with Coin Edge Cylinder Cross Handles[†]
STYLE: HTH503



Integrated Thermostatic and Three Way Diverter Trim with Coin Edge Cylinder Cross and Lever Handles[†]
STYLE: HTH513

[†]Handles can be interchanged between positions.

Henry

COIN EDGE



Integrated Thermostatic and Dual Volume Control Trim with Coin Edge Cylinder Cross Handles
STYLE: HTH613



Two Way Diverter Valve Trim for Pressure Balance with Roman Numerals and Coin Edge Cross Handle
STYLE: HN2P03



Two Way Diverter Valve Trim for Pressure Balance with Roman Numerals and Coin Edge Lever Handle
STYLE: HN2P13



Three Way Diverter Valve Trim for Pressure Balance with Roman Numerals and Coin Edge Cross Handle
STYLE: HN3P03



Three Way Diverter Valve Trim for Pressure Balance with Roman Numerals and Coin Edge Lever Handle
STYLE: HN3P13



Concealed Tub Filler with Handshower and Coin Edge Cross Handles
STYLE: HTF103



Concealed Tub Filler with Handshower and Coin Edge Lever Handles
STYLE: HTF113

*Handles can be interchanged between positions.



Henry



Single Robe Hook
STYLE: HNRH01



Single Sided Glass Mounted Hook
STYLE: HNRHG1



Double Sided Glass Mounted Hooks
STYLE: HNRHG2



Wall Mounted Swing Arm Paper Holder
STYLE: HNPB01



18" Single Metal Towel Bar
STYLE: HNTB18




6 1/2" Wall Mounted Towel Ring
STYLE: HNTB01



24" Single Metal Towel Bar
STYLE: HNTB24

Henry



Single Tier Shelf
STYLE: HNSF24



Multi Rail Tower Warmer
**STYLE: HNTW03 (US) 110V /
HN03TW (UK) 230V**



Single Rail Towel Warmer
STYLE: HNTW01 (US) 110V / HN01TW (UK) 230V



18" Single Sided Glass Mounted Towel Bar
STYLE: HN18G1



18" Double Sided Glass Mounted Towel Bars
STYLE: HN18G2

Henry



24" Single Sided Glass Mounted Towel Bar
STYLE: HN24G1



24" Double Sided Glass Mounted Towel Bars
STYLE: HN24G2

Henry



One Hole Gooseneck Kitchen Faucet,
Metal Lever Handle and Spray
STYLE: HKM211



One Hole Gooseneck Kitchen Faucet,
Metal Lever Handle
STYLE: HKM111



Three Hole Gooseneck Kitchen Faucet,
Metal Cross Handles and Spray
STYLE: HKM301



Three Hole Gooseneck Kitchen Faucet,
Metal Lever Handles and Spray
STYLE: HKM311



One Hole Gooseneck Integrated Pull Spray
Kitchen Faucet with Lever Handle
STYLE: HKM711



Mid-Size One Hole Gooseneck Integrated
Pull Spray Kitchen Faucet with Lever Handle
STYLE: HKM911



One Hole High Profile Bar Faucet,
Metal Cross Handle
STYLE: HKM401



One Hole Bar Faucet with
Two-Tone Cross Handle
STYLE: HKM402



Wall Mounted Articulated Pot Filler,
Metal Cross Handle
STYLE: HPF101

Henry



1 ¼" Knob
STYLE: HNHW01



1 ½" Knob
STYLE: HNHW02



1" Hex Plate Knob
STYLE: HNHW21

1 ¼" Hex Plate Knob
STYLE: HNHW22



4" Pull
STYLE: HNHW04



6" Pull
STYLE: HNHW06



8" Back-to-Back Shower Door Pull
STYLE: HNHW88



15" Appliance Pull
STYLE: HNHW15

Henry



Wall/Ceiling
Flush Mount
STYLE: HNLTO1 (US) / HN01LT (UK)



Ceiling Mounted Pendant
with Glass Shade
STYLE: HNLTO2 (US) / HN02LT (UK)



Wall Mounted Single Arm Sconce
with Etched Glass Shade
STYLE: HNLTO4 (US) / HN04LT (UK)



Wall Mounted Single Arm
Sconce with Fabric Shade
STYLE: HNLTO5 (US) / HN05LT (UK)

Henry



Metal Round Single Two Leg Washstand 29" x 20" x 31 3/4" with MRLVCU Sink and 29" 5CM Plain Radius Slab, Shelf, and Backsplash
STYLE: HNWS29



Metal Round Double Three Leg Washstand with MRLVCU Sink and 55" 5CM Plain Radius Slab, Shelf, and Backsplash
STYLE: HNWS55