


Universal

UCCH18

Universal Classic 18" Ceiling Mounted Shower Arm with High Profile Flange



SHOWN IN UNIVERSAL CLASSIC 18" CEILING MOUNTED SHOWER ARM WITH HIGH PROFILE FLANGE | UCCH18

TECHNICAL DETAILS

Fittings Hole Diameter: 32 mm
Inlet Connection Size: 1/2"
Inlet Connection Type: Male NPT
Outlet Connection Size: 1/2"
Outlet Connection Type: Male NPT
Water Pressure Recommended: 3.0 bar

INSPIRATION

Featuring enduring designs that complement any Waterworks element, this collection spans fittings to accessories, bringing exquisite proportion and balance to any environment.

CODES & STANDARDS

PRODUCT FEATURES

Compatible with an assortment of Waterworks showerheads, sold separately

Brass Construction

Includes 18" ceiling mounted shower arm

Stocked in Chrome, Nickel and Brass

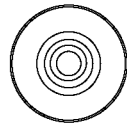
CERTIFICATIONS

PRODUCT (NOTES)

Universal

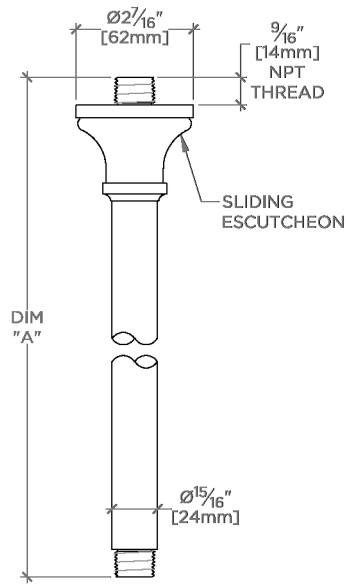
UCCH18

Universal Classic 18" Ceiling Mounted Shower Arm with High Profile Flange

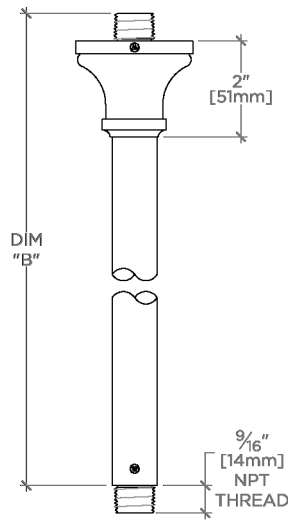


CEILING VIEW SCALE: 3"=1'-0"

STYLE NO.	DIM "A"	DIM "B"
UCCH06	7 ¹ / ₈ " [181mm]	6 ⁹ / ₁₆ " [167mm]
UCCH12	13 ¹ / ₈ " [334mm]	12 ⁹ / ₁₆ " [319mm]
UCCH18	19 ¹ / ₈ " [486mm]	18 ⁹ / ₁₆ " [471mm]
UCCH24	25 ¹ / ₈ " [639mm]	24 ⁹ / ₁₆ " [624mm]



FRONT VIEW SCALE: 3"=1'-0"



SIDE VIEW SCALE: 3"=1'-0"