

REGULATOR

RGHW15

Regulator 15" Appliance Pull



SHOWN IN REGULATOR 15" APPLIANCE PULL | RGHW15

TECHNICAL DETAILS

INSPIRATION

With striking scale and unique design, Regulator commands attention through its tribute to early 20th-century boiler room controls, when pride was lavished on hard-built parts. Each handcrafted fitting brings dramatic beauty through powerful proportions and honest details.

CODES & STANDARDS

PRODUCT FEATURES

Solid Brass

Made in Portugal

Includes 2 x M4 Pan Head Slot 1" Machine Screw and 2 x M4 Pan Head Slot 1 1/2" Machine Screw

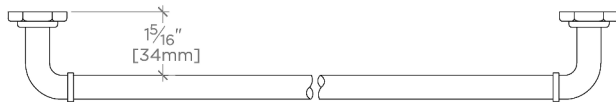
CERTIFICATIONS

PRODUCT (NOTES)

REGULATOR

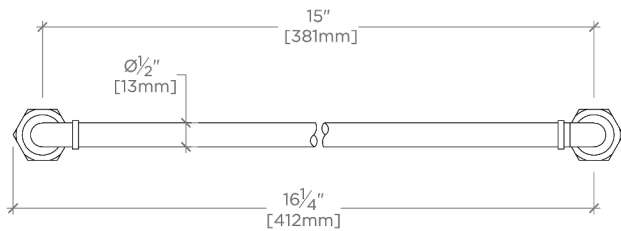
RGHW15

Regulator 15" Appliance Pull



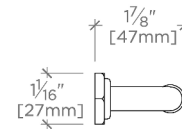
TOP VIEW

SCALE: 3"=1'-0"



FRONT VIEW

SCALE: 3"=1'-0"



SIDE VIEW

SCALE: 3"=1'-0"