

PINNACLE

Pinnacle 2" Pull

PAHW02



SHOWN IN PINNACLE 2" PULL | PAHW02

TECHNICAL DETAILS

Length: 2"

Primary Material: Brass

INSPIRATION

Pinnacle is a simple bar pull with a sophisticated sense of style and refinement. The structured design mixed with bold scale make it very adaptable.

PRODUCT FEATURES

Solid Brass

Machined

Hand-polished

Includes fixing screws

PRODUCT (NOTES)

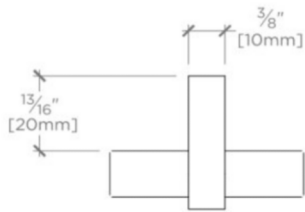
Replacement Screws available

PINNACLE

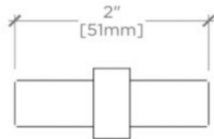
Pinnacle 2" Pull

PAHW02

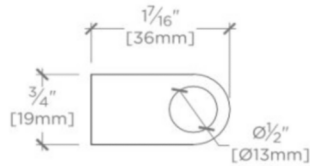
MOUNTING HARDWARE INCLUDED		
STYLE #	DESCRIPTION	QTY
998771	Service Parts M4x50 Mild Steel Pozi/Slot Washer Head Break Off Screw	1



TOP VIEW SCALE: 6"=1'-0"



FRONT VIEW SCALE: 6"=1'-0"



SIDE VIEW SCALE: 6"=1'-0"