


## Ludlow

LDLS05

Ludlow Volta Lavatory Faucet with Cross Handles



SHOWN IN LUDLOW VOLTA LAVATORY FAUCET WITH CROSS HANDLES | LDLS05

### TECHNICAL DETAILS

ADA Compliance: Yes  
 Deck Thickness Maximum: 46 mm  
 Drain Depth Maximum: 51 mm  
 Drain Depth Minimum: 10 mm  
 Drain Hole Diameter: 38 mm  
 Drain Style: USA Push Touch  
 Fittings Hole Diameter: 35 mm  
 Flow Restriction Options: 1.2  
 Handle Spread Maximum: 305 mm  
 Handle Spread Minimum: 203 mm  
 Handle Turn Angle: Quarter Turn  
 Inlet Connection Size: 1/2"  
 Inlet Connection Type: Male with Supply Nut  
 Inlet Supply Spread Maximum: 305 mm  
 Inlet Supply Spread Minimum: 203 mm  
 Number Of Holes: Three Hole  
 Primary Material: Brass  
 Restricted Maximum Flow Rate: 4.5 liters/min  
 Water Pressure Maximum: 6.0 bar  
 Water Pressure Minimum: 1.5 bar  
 Water Pressure Recommended: 3.0 bar

### INSPIRATION

Our fresh take on American industrial design comes in three styles, each of them clean-lined, and distinct to Waterworks.

### CODES & STANDARDS

LDLS05X, NSF/ANSI/CAN 61:Q < 1, NSF/ANSI/CAN 372, ASME A112.18.1/CSA B125.1, CEC, DOE, State of MA

### PRODUCT FEATURES

Cross Handles

Includes a Universal Push Touch Drain sized to fit US and Euro sink drain openings.

Stocked in a Chrome, Nickel and Brass

Available in 1.2gpm (4.5L/min) flow rate

### CERTIFICATIONS



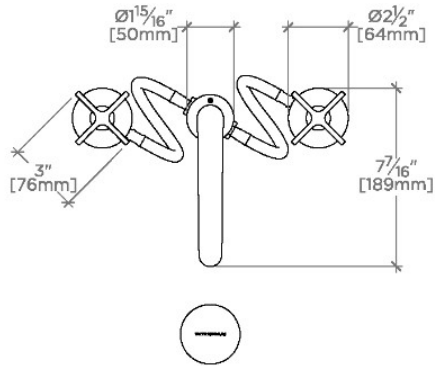
### PRODUCT (NOTES)

# WATERWORKS

## Ludlow

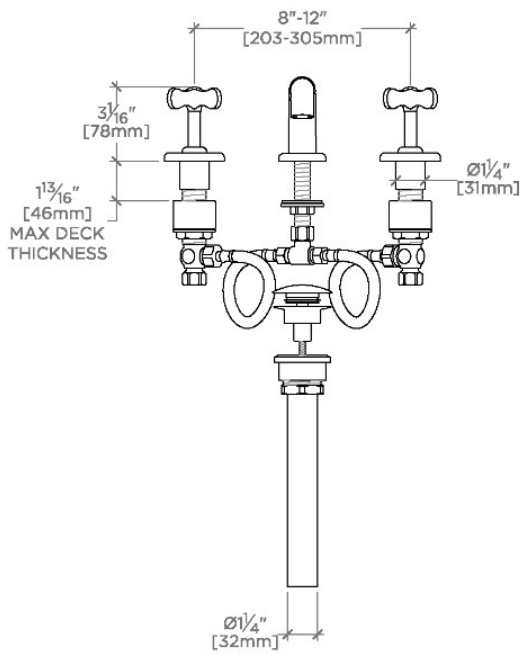
LDLS05

Ludlow Volta Lavatory Faucet with Cross Handles



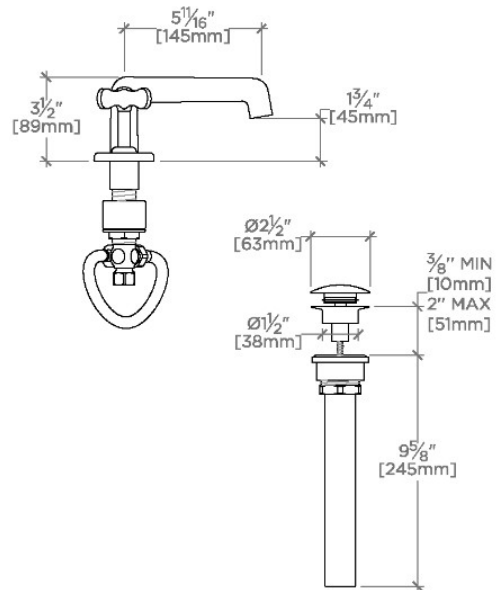
TOP VIEW

SCALE: 1/2"=1'-0"



FRONT VIEW

SCALE: 1/2"=1'-0"



SIDE VIEW

SCALE: 1/2"=1'-0"