




ESTB. 1978

WATERWORKS

MasterPiece



Striking. Stylish. And equally transformative on walls and floors. Referencing classic wood designs, our MasterPiece styles are precisely engineered to capture the beauty of stone with an unexpected interplay of its veining and shadings. Natural variations in the stone lend the patterns an artful quality. Designs can be scaled up or down, letting you personalize a space of any size.




ESTB. 1978

WATERWORKS

MasterPiece

MOSAIC



ASCEND PETITE
MPMOAP




ASCEND GRANDE
MPMOAG



BAR GRAPHIC PETITE
MPMOBP




BAR GRAPHIC GRANDE
MPMOBG




CORNERED BLOCK PETITE
MPMOCP



CORNERED BLOCK GRANDE
MPMOCG



DIAMOND BLOCK PETITE
MPMODP




DIAMOND BLOCK GRANDE
MPMODG




FRETWORK PETITE
MPMOFP



FRETWORK GRANDE
MPMOFG



INLAY PETITE
MPMONP



INLAY GRANDE
MPMONG



KERF BLOCK PETITE
MPMOKP



KERF BLOCK GRANDE
MPMOKG



LATTICE HEX PETITE
MPMOHP



LATTICE HEX GRANDE
MPMOHG



ESTB. 1978

WATERWORKS

MasterPiece

MOSAIC




LATTICE WEAVE PETITE
MPMOLP



LATTICE WEAVE GRANDE
MPMOLG



OCTAGON PETITE
MPMOOP



OCTAGON GRANDE
MPMOOG



PAPYRUS PETITE
MPMOPP



PAPYRUS GRANDE
MPMOPG



PARQUET PETITE
MPMOUP



PARQUET GRANDE
MPMOUG



RIBBON WEAVE PETITE
MPMORP



RIBBON WEAVE GRANDE
MPMORG



SHAKER WEAVE PETITE
MPMOSP




SHAKER WEAVE GRANDE
MPMOSG




SQUARE CUT PETITE
MPMOQP



SQUARE CUT GRANDE
MPMOQG



TRIANGLE STREET PETITE
MPMOIP



TRIANGLE STREET GRANDE
MPMOIG



ESTB. 1978

WATERWORKS


MasterPiece



TWILL STRIPE PETITE
MPMOTP



TWILL STRIPE GRANDE
MPMOTG



WOVEN BANDS PETITE
MPMOWP



WOVEN BANDS GRANDE
MPMOWG



ESTB. 1978

WATERWORKS

MasterPiece STONE GROUPS

GROUP 1




Arancio Di Selva V3




Bardiglio V3



Black Granite V1



Botticino V2



Breccia Oniciata V3



Carrara V3



Cremonesia V2 Honed**



Empress Green† V2



Pompeii Gold V2




Provenza V3




Seagrass V3



Siberian White V3



Smoke Honed** V3




Spring Green V2




Tea Rose V2




Teos Green V3




Thassos Standard V1



Tavertine Navona V3




Travertine Noce V3



Zephyr V3


GROUP 2




Alba Chiara V3



Aurora V2



Athens Grey Honed** V3



Bianco Antico V3




Blue Celeste V3



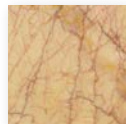
Calacatta V4



Cippolino V3



Crema Marfil V2




Crema Valencia V3



Dearborn Honed** V4



Dove Pink V3




Durango Honed** V2




Emperador V3 Dark



Emperador V3 Light



French Vanilla V3



Gascogne Blue Honed** V2




Georgia Peach V3



Giallo Reale V3




Graphite V2




Honey Onyx V3




Imperial Danby V3



Ivory Cream V1



Jerusalem Gold V2



Lagos Azul Honed** V2

* See variation chart on page 8

**Honed Finish Only

† Not suitable for wet applications



ESTB. 1978

WATERWORKS

MasterPiece STONE GROUPS

GROUP 2




Lagos Gold V2
Honéd**




Lilac V4



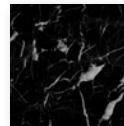
Ming Green V3



Monterey Grey V2




Mystique V4




Nero Marquina V3




Piedmont Honéd** V2



Red Lake V3




Rojo Alicante V2



Roman Blue*** V3



Rosa Portogallo V4



Rosa Verona V2



Shamrock V3



Statuary V4




St. Laurent V2




Statuary Mist V3



Thassos Select V1



Verde Luna V3



Whitewood V3
Honéd**

PREMIUM



Blue Bahia V3



Blue Macauba V4

* See variation chart on page 8

** Honéd Finish Only

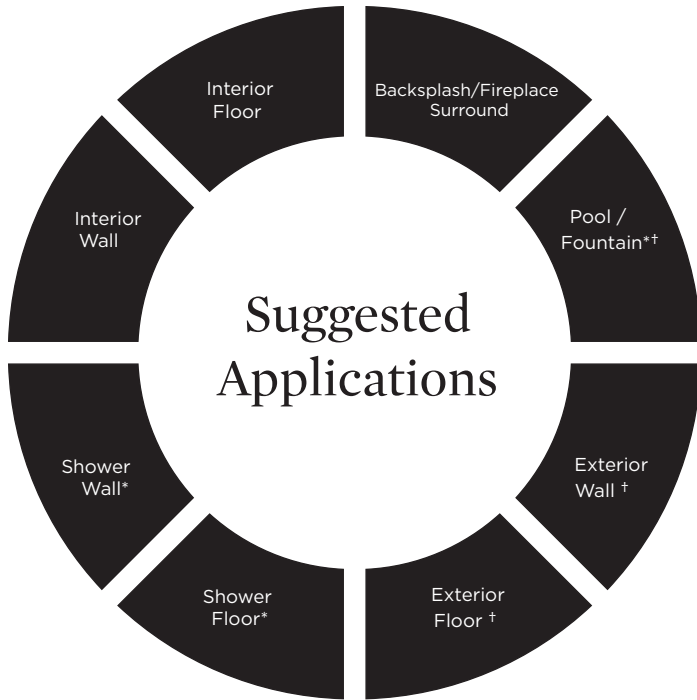
***12x12/Tesserae Only



ESTB. 1978

WATERWORKS

MasterPiece



● Recommended Use ○ Not Recommended Use

Application Notes

* Various stones are suitable for use in wet environments, including steam showers, if properly installed, sealed, and maintained. Please inquire.

† Some stones are suitable in tropical/subtropical climates. Testing may be required. Please inquire.

Installation / Maintenance

- WATERWORKS ASSUMES NO RESPONSIBILITY FOR INSTALLATION
- Installation constitutes acceptance.
- Mosaic should be installed by a licensed and experienced tile setter.
- Refer to TCNA (Tile Council of North America) or ANSI standards for installation guidelines.
- All mosaics must be inspected PRIOR to installation.
- Dry lay mosaics prior to installation to allow for blending of color variation.
- Waterworks recommends a grouted test panel prior to installation to understand final appearance of grouted materials.
- Stone must be sealed before grout installation to allow grout to release and prevent staining.
- Stone and grout should be sealed after installation and maintained regularly.

Variation Level

V1	V2	V3	V4	V5

1. MINIMAL, IF ANY COLOR VARIATION
2. SLIGHT COLOR VARIATION CAN BE EXPECTED
3. A MEDIUM RANGE OF COLOR VARIATION IS TYPICAL; DARKER AND LIGHTER TONES ARE EVIDENT
4. CONSIDERABLE COLOR VARIATION IS TYPICAL; FROM DARKS TO LIGHTS AND SOME TONE CHANGES
5. EXTREME COLOR VARIATION CAN BE EXPECTED - THE RANGE IS OFTEN DIFFERING BUT COMPLEMENTARY

PLEASE REFER TO COLLECTION TEARSHEET FOR VARIATION LEVEL BY COLOR.

SAMPLING IS RECOMMENDED TO UNDERSTAND VARIATION OF MATERIAL

Product Variation

Color and surface variation is an inherent characteristic of natural materials and should be expected. Thickness and grout width will also vary and should be expected. Refer to our color variation ranking for further details. Please inquire for additional information.

Custom Opportunities Available

Minimums and extended lead-times may apply.

Please contact your local Waterworks showroom or our direct sales team at 800.899.6757.

Thickness

$\frac{3}{8}$ "*

*Nominal: +/- 1/6"

Suggested Grout Lines

Varies- Please follow mosaic sheet