


UNIVERSAL

UMWL08

Universal Modern 8" Wall Mounted 45 Degree Shower Arm
with Flange



SHOWN IN UNIVERSAL MODERN 8" WALL MOUNTED 45 DEGREE SHOWER ARM WITH FLANGE | UMWL08

TECHNICAL DETAILS

Fittings Hole Diameter: 1 1/4"
Inlet Connection Size: 1/2"
Inlet Connection Type: Male NPT
Outlet Connection Size: 1/2"
Outlet Connection Type: Male NPT
Water Pressure Recommended: 45.0 psi

INSPIRATION

Our Universal collection features timeless designs complementing any of our Waterworks. With a wide range of product, from fittings to accessories, Universal adds exquisite proportion and balance to any environment.

CODES & STANDARDS

PRODUCT FEATURES

Compatible with an assortment of Waterworks showerheads, sold separately

Brass Construction

Includes 8" wall mounted 45 degree shower arm

Stocked in Chrome, Nickel and Brass

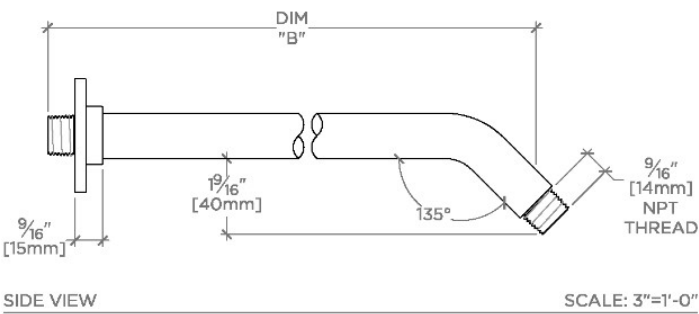
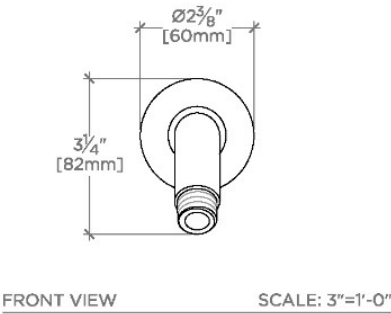
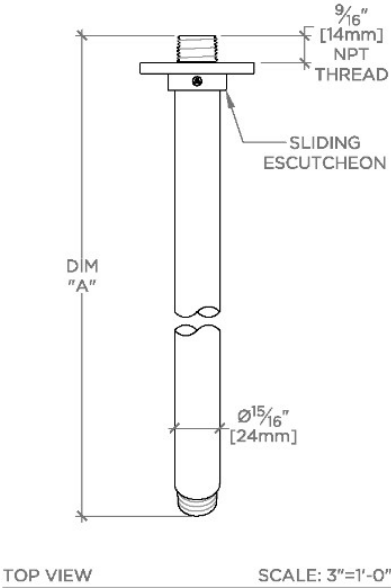
CERTIFICATIONS

PRODUCT (NOTES)

UNIVERSAL

UMWL08

Universal Modern 8" Wall Mounted 45 Degree Shower Arm
with Flange



STYLE NO.	DIM "A"	DIM "B"
UMWL06	$6\frac{15}{16}$ " [176mm]	$6\frac{1}{4}$ " [158mm]
UMWL08	$8\frac{15}{16}$ " [226mm]	$8\frac{1}{4}$ " [209mm]
UMWL10	$10\frac{15}{16}$ " [277mm]	$10\frac{1}{4}$ " [260mm]