

PINNACLE

Pinnacle 4" Pull

PAHW04



SHOWN IN PINNACLE 4" PULL | PAHW04

TECHNICAL DETAILS

Length From Centers: 2 7/8"
Projection: 1 7/16"
Length: 102 mm
Primary Material: Brass

INSPIRATION

Pinnacle is a simple bar pull with a sophisticated sense of style and refinement. The structured design mixed with bold scale make it very adaptable.

PRODUCT FEATURES

Solid Brass
Machined
Hand-polished
Includes fixing screws

PRODUCT (NOTES)

Replacement Screws available

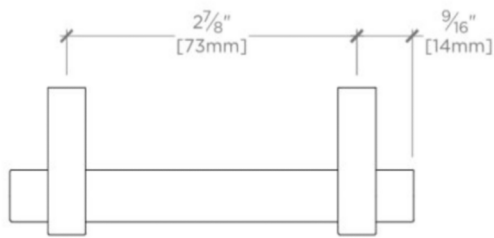
WATERWORKS

PINNACLE

PAHW04

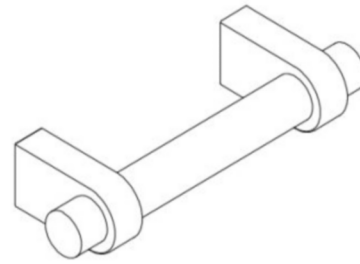
Pinnacle 4" Pull

MOUNTING HARDWARE INCLUDED		
STYLE #	DESCRIPTION	QTY
998771	Service Parts M4x50 Mild Steel Pozzi/Slot Washer Head Break Off Screw	2



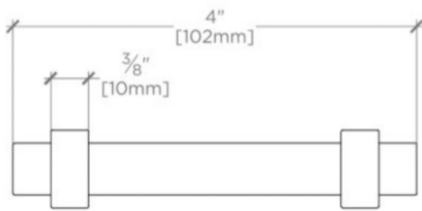
TOP VIEW

SCALE: 6"=1'-0"



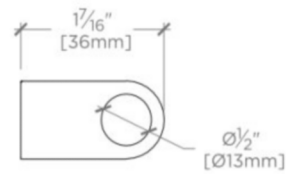
ISO VIEW

SCALE: 6"=1'-0"



FRONT VIEW

SCALE: 6"=1'-0"



SIDE VIEW

SCALE: 6"=1'-0"