

REGULATOR

RGHW06

Regulator 6" Pull



SHOWN IN REGULATOR 6" PULL | RGHW06

TECHNICAL DETAILS

Depth/Width: 1 7/8"
Hardware Primary Material: Solid Brass
Hardware Shape: Pull
Length: 7 1/4"
Primary Material: Brass

INSPIRATION

With striking scale and unique design, Regulator commands attention through its tribute to early 20th-century boiler room controls, when pride was lavished on hard-built parts. Each handcrafted fitting brings dramatic beauty through powerful proportions and honest details.

CODES & STANDARDS

PRODUCT FEATURES

Solid Brass

Made in Portugal

Includes 2 x M4 Pan Head Slot 1" Machine Screw and 2 x M4 Pan Head Slot 1 1/2" Machine Screw

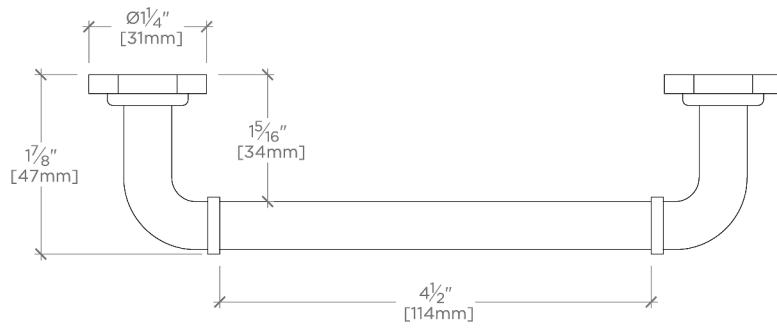
CERTIFICATIONS

PRODUCT (NOTES)

REGULATOR

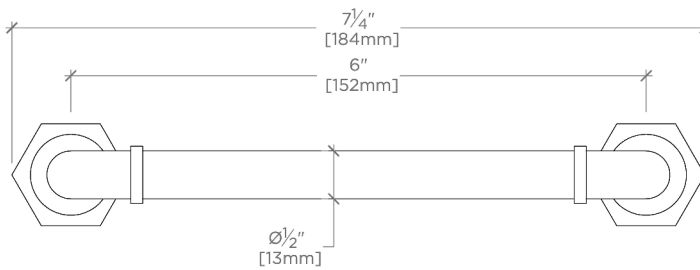
RGHW06

Regulator 6" Pull



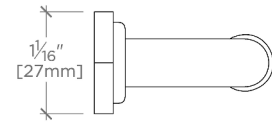
TOP VIEW

SCALE: 6"=1'-0"



FRONT VIEW

SCALE: 6"=1'-0"



SIDE VIEW

SCALE: 6"=1'-0"