




ESTB. 1978

# WATERWORKS

---

## Architectonics



With a heritage of superior craftsmanship, Architectonics handmade tile has been meticulously refined throughout 20 years of evolving shapes, field sizes, textures, colors, moldings and trims. Inspired by global design, the collection's latest introductions give broader artistic sensibility to surfaces.



ESTB. 1978

# WATERWORKS

## Architectonics

### HANDMADE FIELD TILE



1 1/2" x 3"



1 1/2" x 4 1/4"



1 1/2" x 5"



1 1/2" x 6"



2" x 2"



2" x 4"



2" x 6"



2" x 8"



2" x 12"



3" x 3"



3" x 6"



3 1/4" x 8"



4" x 12"



4 1/4" x 4 1/4"



4 1/4" x 8"



6" x 6"



6" x 12"

\* Coordinating Bullnose Available



ESTB. 1978

WATERWORKS

---

## Architectonics

HANDMADE FIELD TILE



8" x 16"



3" Hexagon



4" Hexagon



6" Hexagon



4 1/4" x 4 1/4"  
Deckle Edge



6" x 6"  
Deckle Edge





ESTB. 1978

# WATERWORKS

## Architectonics

### HANDMADE DECORATIVE FIELD TILE



6" x 7"  
Pin Welt Bead Board



4 1/4" x 4 1/4"  
Nanking




4 1/4" x 4 1/4"  
Chinoiserie




4 1/4" x 4 1/4"  
Chip Carved



6" x 6"  
Textured




6" x 6"  
Wide-Wale\*



6" x 6"  
Stipple\*



6" x 6"  
Joppa\*



6" x 6"  
Wale\*



6" x 7"  
Casco Bead Board



6" x 6"  
Marquis



6" x 6"  
Moroccan



ESTB. 1978

WATERWORKS

## Architectonics

### HANDMADE DECORATIVE FIELD TILE



6" x 6"  
Ratio



6" x 6"  
Unlimited



6" x 6"  
Boundary Relief




6" x 6"  
Boundary Embossed



6" x 6"  
Logic Relief



6" x 6"  
Logic Embossed



6" x 6"  
Fractal Relief



6" x 6"  
Fractal Embossed



6" x 6"  
Maze Relief



6" x 6"  
Maze Embossed



6" x 6"  
Conduit Relief



6" x 6"  
Conduit Embossed



ESTB. 1978

# WATERWORKS

## Architectonics

### HANDMADE DECORATIVE FIELD TILE



6" x 6"  
Groove Relief



6" x 6"  
Groove Embossed



6" x 6"  
Reflection Petite



6" x 6"  
Reflection Grande



6" x 6"  
Tangier Petite



6" x 6"  
Tangier Grande



6" x 6"  
Hexad Petite



6" x 6"  
Hexad Grande



6" x 6"  
Traverse Petite



6" x 6"  
Traverse Grande



6" x 6"  
Frame Petite



6" x 6"  
Frame Grande



ESTB. 1978

WATERWORKS

---

## Architectonics

HANDMADE DECORATIVE FIELD TILE



4 1/4" X 4 1/4"  
Diamond and Dot



8" x 8"  
Jigsaw



3" x 6"  
Wing





ESTB. 1978


# WATERWORKS

## Architectonics

### HANDMADE CHINOISERIE



### HANDMADE CLASSIC REVIVAL







ESTB. 1978

# WATERWORKS

## Architectonics

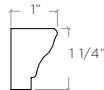
### HANDMADE FOLIAGE



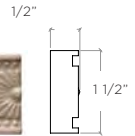
Pin Liner  
3/4" x 6"



Privet Rail  
1 1/4" x 6"



Festoon Liner  
1 1/2" x 6"



Leaf Valance Rail  
2 1/2" x 6"



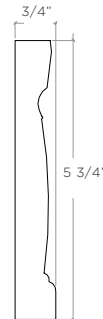
Cartouche Border  
2 7/8" x 6"



Bayleaf Rail  
3 3/4" x 6"



Standard Base  
5 3/4" x 6"








ESTB. 1978

# WATERWORKS

## Architectonics

### HANDMADE UNIVERSAL TRIM





ESTB. 1978

WATERWORKS

## Architectonics

HANDMADE UNIVERSAL TRIM



Crown Rail  
3 3/4" X 6"



Large Plain Frieze Border  
4" X 6"



Cyma Crown  
2 1/4" X 6"




Soffit Rail  
2 1/2" X 6"



Louis Flip Rail  
2 1/2" X 6"



Cornice Rail  
3" X 6"



Metropolis Crown  
3 1/4" X 6"

Standard Base  
6" X 6"



ESTB. 1978

# WATERWORKS

## Architectonics

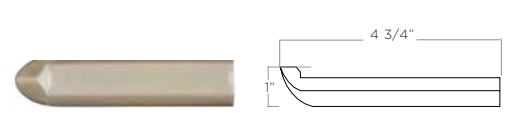
### HANDMADE ORBIT



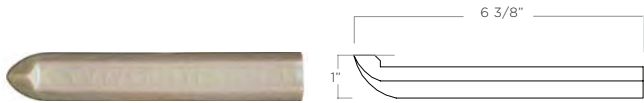
Round Cove  
1 1/4" x 6"



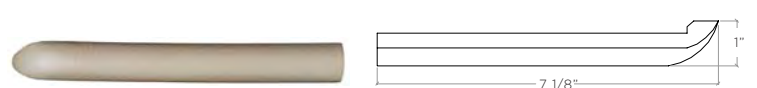
Square Cove  
1" X 6"



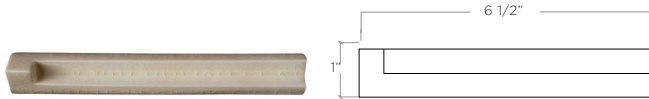
Long Inside Beak  
1" x 4 3/4"



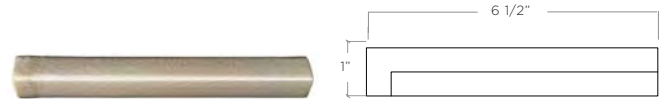
Long Inside Beak  
1" x 6 3/8"



Long Outside Beak  
1" X 7 1/8"



Long Inside Square Beak  
1" x 6 1/2"



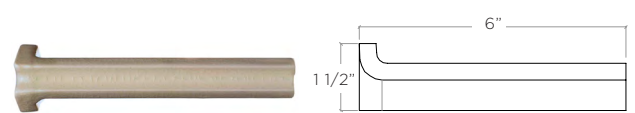
Long Outside Square Beak  
1" x 6 1/2"



Quarter Round  
1 1/4" x 6"



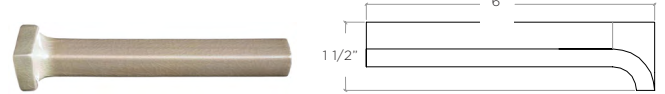
Quarter Square  
1" X 6"



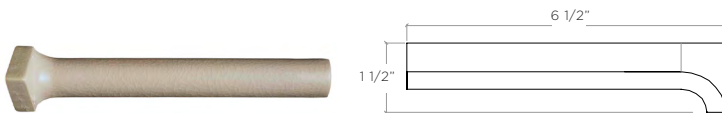
Long Inside Square Corner  
Splay 1 1/2" x 6"




Long Inside Corner Splay  
1 1/2" x 6 1/2"



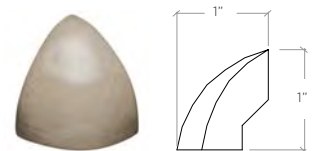
Long Outside Square  
Corner Splay 1" X 6"



Long Inside Corner Splay  
1 1/2" x 6 1/2"



Short Inside Beak  
1" x 1"\*



Short outside Beak  
1" x 1"\*

\* Not to Scale



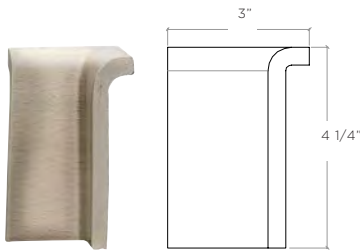


ESTB. 1978

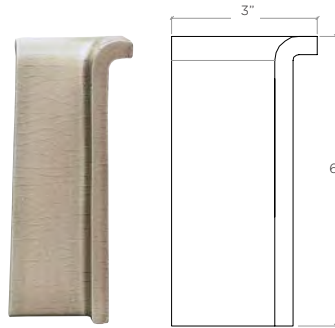
# WATERWORKS

## Architectonics

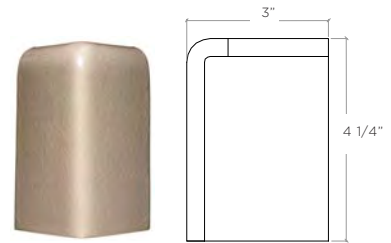
### HANDMADE ORBIT




Mud Cap Incorner  
3" x 4 1/4"




Mud Cap Incorner  
3" x 6"




Mud Cap Outcorner  
3" x 4 1/4"




Mud Cap Outcorner  
3" x 6"



Mud Cap  
4 1/4" x 4 1/4"



Mud Cap  
6" x 6"



Mud Cap Outside  
Corner Wrap 6" x 6"



Mud Cap Inside  
Corner Wrap 6" x 6"



ESTB. 1978

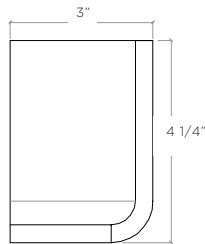
# WATERWORKS

## Architectonics

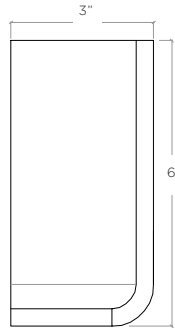
### HANDMADE ORBIT



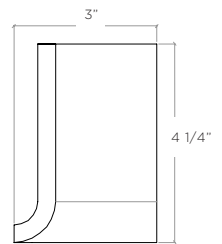
Cove Base  
Incorner 3" x 4 1/4"



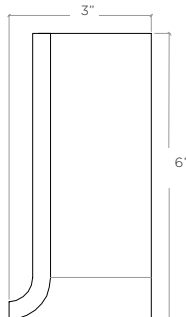
Cove Base  
Incorner 3" x 6"



Cove Base  
Outcorner 3" x 4 1/4"



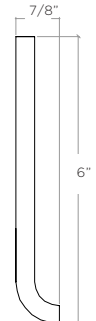
Cove Base  
Outcorner 3" x 6"



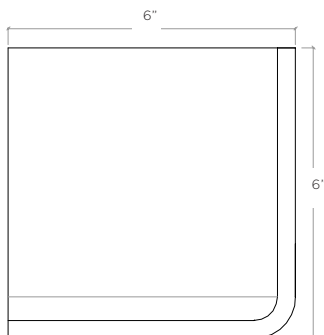
Cove Base  
4 1/4" X 4 1/4"



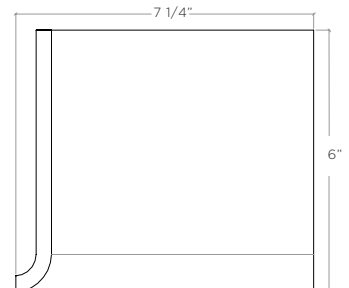
Cove Base  
6" X 6"



Cove Base Inside  
Corner Wrap 6" X 6"



Cove Base Outside Corner  
Wrap 6" X 7 1/4"





ESTB. 1978

WATERWORKS

## Architectonics

DUST-PRESSED



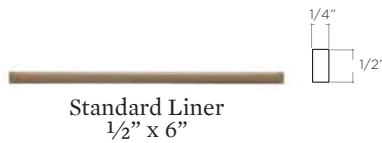
Field Tile  
4 1/4" X 4 1/4" \*



Field Tile  
3" X 6" \*



Field Tile  
6" X 6" \*



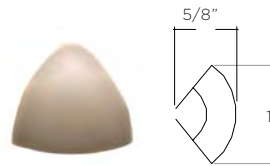
Standard Liner  
1/2" X 6"



Quarter Round  
1" X 6"



Elongated Beak  
1" X 6"



Beak  
1" X 1" \*\*

\*Coordinating Bullnose Available  
\*\* Not to Scale



ESTB. 1978

WATERWORKS

## Architectonics

DUST-PRESSED



Mud Cap  
4 1/4" x 4 1/4"



Mud Cap  
6" X 6"



Mud Base  
6" X 6"



Cove Base  
6" X 6"

















ESTB. 1978

# WATERWORKS

## Architectonics

### PALETTE

HANDMADE	DUST-PRESSED	HANDMADE	DUST-PRESSED	HANDMADE	DUST-PRESSED	HANDMADE	DUST-PRESSED
							
Mykonos (Glossy Solid)	V2	Nantucket White (Glossy Solid)	V2	Frost (Glossy Solid)	V2	Faux Clear (Glossy Solid)	V3
							
Dianthus (Glossy Solid)	V2	Chalk (Glossy Solid)	V3	Sprite (Glossy Solid)	V3	Muslin (Glossy Crackle)	V5
							
Creamware (Glossy Crackle)	V3	Paperwhite (Glossy Layered)	V3	Whitecap (Glossy Solid)	V3	Windmill (Glossy Solid)	V3
							
Birch (Glossy Solid)	V3	Lace (Glossy Layered)	V5	Mercury (Glossy Solid)	V3	Pumice (Glossy Crackle)	V5

- V1. MINIMAL, IF ANY COLOR VARIATION  
V2. SLIGHT COLOR VARIATION CAN BE EXPECTED  
V3. A MEDIUM RANGE OF COLOR VARIATION IS TYPICAL; DARKER AND LIGHTER TONES ARE EVIDENT  
V4. CONSIDERABLE COLOR VARIATION IS TYPICAL; FROM DARKS TO LIGHTS AND SOME TONE CHANGES  
V5. EXTREME COLOR VARIATION CAN BE EXPECTED - THE RANGE IS OFTEN DIFFERING BUT COMPLIMENTARY
































ESTB. 1978

# WATERWORKS

## Architectonics

### PALETTE

HANDMADE	DUST-PRESSED	HANDMADE	DUST-PRESSED	HANDMADE	DUST-PRESSED	HANDMADE	DUST-PRESSED
							
Matte White (Matte Solid)	V3	Green Veil (Glossy Crackle)	V5	Iceberg (Glossy Crackle)	V5	Rue (Glossy Crackle)	V5
							
Geyser (Matte Solid)	V5	Graycloth (Glossy Solid)	V3	Peacock (Glossy Crackle)	V5	Cadet (Glossy Crackle)	V5
							
Dove (Glossy Solid)	V5	Fog (Glossy Solid)	V5	Bahia (Glossy Crackle)	V5	Admiral (Glossy Crackle)	V5
							
Foam (Glossy Solid)	V5	Icewater (Glossy Crackle)	V5	Indigo (Matte Crackle)	V5		

- V1. MINIMAL, IF ANY COLOR VARIATION  
V2. SLIGHT COLOR VARIATION CAN BE EXPECTED  
V3. A MEDIUM RANGE OF COLOR VARIATION IS TYPICAL; DARKER AND LIGHTER TONES ARE EVIDENT  
V4. CONSIDERABLE COLOR VARIATION IS TYPICAL; FROM DARKS TO LIGHTS AND SOME TONE CHANGES  
V5. EXTREME COLOR VARIATION CAN BE EXPECTED - THE RANGE IS OFTEN DIFFERING BUT COMPLIMENTARY































ESTB. 1978

# WATERWORKS

## Architectonics

### PALETTE

HANDMADE	DUST-PRESSED	HANDMADE	DUST-PRESSED	HANDMADE	DUST-PRESSED	HANDMADE	DUST-PRESSED
							
Nile (Glossy Solid)	V5	Shadow (Glossy Solid)	V5	Shagreen Light (Glossy Layered)	V5	Crepe (Glossy Crackle)	V5
							
Apollo (Glossy Solid)	V3	Darkroom (Glossy Solid)	V5	Shagreen Dark (Glossy Layered)	V5	Bronze (Glossy Metallic)	V5
							
Cactus (Glossy Crackle)	V5	Pewter (Matte Metallic)	V3	Obsidian (Glossy Solid)	V2	Havana (Glossy Crackle)	V3
							
Cactus (Glossy Crackle)	V5	Blackout (Matte Solid)	V3				

V1. MINIMAL, IF ANY COLOR VARIATION

V2. SLIGHT COLOR VARIATION CAN BE EXPECTED

V3. A MEDIUM RANGE OF COLOR VARIATION IS TYPICAL; DARKER AND LIGHTER TONES ARE EVIDENT

V4. CONSIDERABLE COLOR VARIATION IS TYPICAL; FROM DARKS TO LIGHTS AND SOME TONE CHANGES

V5. EXTREME COLOR VARIATION CAN BE EXPECTED - THE RANGE IS OFTEN DIFFERING BUT COMPLIMENTARY



ESTB. 1978

WATERWORKS

## ARCHITECTONICS

### IN-STOCK PROGRAM

#### COLOR PALETTE



Mykonos  
Glossy Solid  
Variation level 2



Paperwhite  
Glossy Layered  
Variation level 3



Icewater  
Glossy Crackle  
Variation level 5

#### FIELD



3 x 6 \*



4 1/4 x 8 \*

\* Coordinating bullnose available

#### MOLDINGS/TRIMS\*



1 1/4 x 6  
Quarter Round



1 3/4 x 6  
Universal Dado Rail °



2 3/8 x 6  
Universal Empire Rail °



6 x 6  
Universal Standard Base °

° Coordinating stop ends available

All sizes in this catalog are nominal. Standard acceptable variation may be up to 1/8" from the targeted measurements.

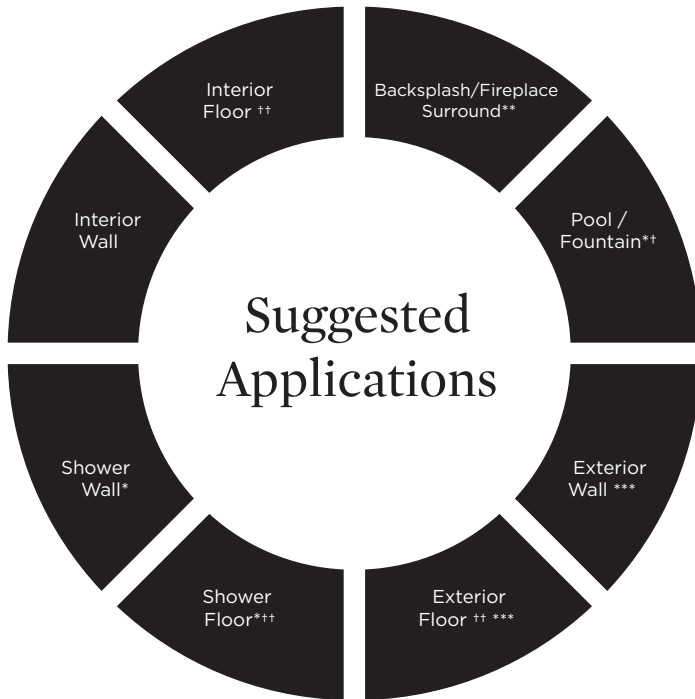




ESTB. 1978

# WATERWORKS

## Architectonics



Recommended Use



Not Recommended Use

### Application Notes

\* Suitable for use in wet environments, including steam showers, if properly installed, sealed, and maintained

\*\* Metallics not recommended for kitchen backsplash

† Suitable above waterline in tropical/subtropical climates ONLY

†† Suitable for light traffic ONLY (small format - 3 x 3 or smaller)


\*\*\* Suitable for exterior use in tropical/subtropical climate ONLY

### Installation / Maintenance


- WATERWORKS ASSUMES NO RESPONSIBILITY FOR INSTALLATION
- Installation constitutes acceptance.
- Tile should be installed by a licensed and experienced tile setter.
- Refer to TCNA (Tile Council of North America) or ANSI standards for installation guidelines.
- All tile must be inspected PRIOR to installation.
- Dry lay tile prior to installation to allow for blending of color variation.
- Relief decorative tiles should be taped off during grouting for protection and to facilitate clean up.
- Tile should be sealed PRIOR to grouting. Dark grout may stain crackle tile.
- Waterworks recommends a grouted test panel prior to installation to understand final appearance of grouted materials.
- Seal tile and grout joints after installation and maintain regularly.

### Variation Level


V1




V2




V3



V4



V5



1. MINIMAL, IF ANY COLOR VARIATION

2. SLIGHT COLOR VARIATION CAN BE EXPECTED

3. A MEDIUM RANGE OF COLOR VARIATION IS TYPICAL; DARKER AND LIGHTER TONES ARE EVIDENT

4. CONSIDERABLE COLOR VARIATION IS TYPICAL; FROM DARKS TO LIGHTS AND SOME TONE CHANGES

5. EXTREME COLOR VARIATION CAN BE EXPECTED - THE RANGE IS OFTEN DIFFERING BUT COMPLEMENTARY

### Thickness

Handmade

3/8"\*

Dust-Pressed

1/4"\*

\*Nominal: +/- 1/8"

### Suggested Grout Lines

1/16" - 1/8"