

## HENRY

## HKM911

Henry Mid-Size One Hole Gooseneck Integrated Pull Spray Kitchen Faucet with Lever



SHOWN IN HENRY MID-SIZE ONE HOLE GOOSENECK INTEGRATED PULL SPRAY KITCHEN FAUCET WITH LEVER | HKM911

### TECHNICAL DETAILS

Adjustable Versus Fixed Spray: Adjustable Spray  
 Deck Thickness Maximum: 3 1/8"  
 Fittings Hole Diameter: 1 1/2"  
 Handle Turn Angle: Quarter Turn  
 Handshower Spray Hose Length: 59"  
 Inlet Connection Size: 3/8"  
 Inlet Connection Type: Compression Connection Hoses  
 Restricted Maximum Flow Rate: 1.75 gpm  
 Spout Swivel: Y  
 Spray Included In Unit: Y  
 Valve Material: Brass and Ceramic  
 Water Pressure Maximum: 85.0 psi  
 Water Pressure Minimum: 20.0 psi  
 Water Pressure Recommended: 45.0 psi

### INSPIRATION

Influenced by the connection of industry and art Henry easily transitions between modern, traditional, utilitarian and classic settings.

### CODES & STANDARDS

HKM911X, NSF/ANSI/CAN 61:Q < 1, NSF/ANSI/CAN 372, ASME A112.18.1/CSA B125.1

### PRODUCT FEATURES

Features Lever Handle

Stocked In Chrome, Nickel, Brass and Dark Nickel

Pull-down spray head with dual function, allows the user to switch between aerated stream and jet spray

### CERTIFICATIONS

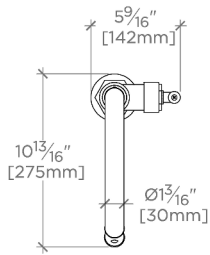


### PRODUCT (NOTES)

## HENRY

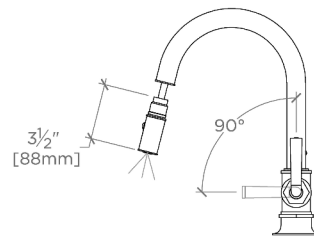
## HKM911

Henry Mid-Size One Hole Gooseneck Integrated Pull Spray  
Kitchen Faucet with Lever

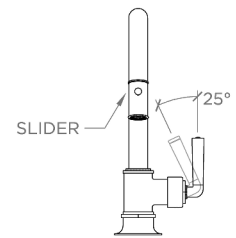


TOP VIEW

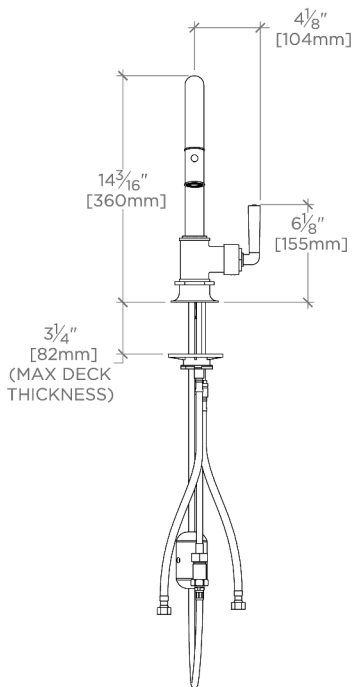
SCALE: 1"=1'-0"



SPRAY AND HANDLE OPERATION

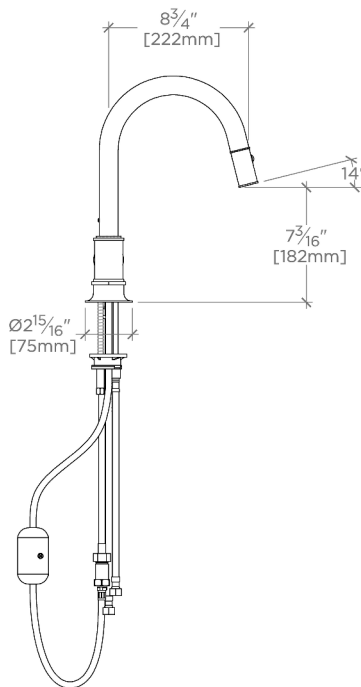


SCALE: 1"=1'-0"



FRONT VIEW

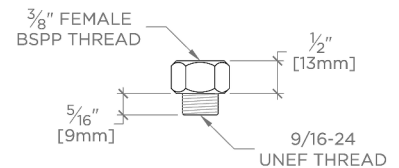
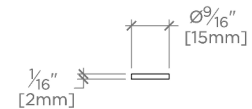
SCALE: 1"=1'-0"



SIDE VIEW

SCALE: 1"=1'-0"

NOTE:  
ADAPTER AND GASKET (x2) INCLUDED -  
INTERNATIONAL USE ONLY



ADAPTER

NOT TO SCALE