

BOND

BTH52D

Bond Union Series Integrated Thermostatic and Three Way Diverter
Trim with Enamel Guilloche Lines Knob and Lever Handles



TECHNICAL DETAILS

ADA Compliance: Yes
Integrated Diverter: N
Number of Holes: Two Hole
Primary Material: Brass

INSPIRATION

The Bond Collection: Modern bath designs infused with rare soul and artistry. Explore a range of statement-making elements: fittings, washstands, mirrors and more.

PRODUCT FEATURES

Knob and Lever Handles

Allows bather to adjust temperature of all waterway outlets with a hot limit safety stop providing anti-scald protection

Features Guilloche Lines combined with Enamel Lever and Knob Handles

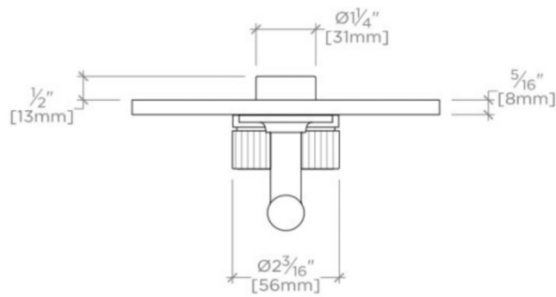
Stocked in Nickel and Brass

Requires rough valve, sold separately: GUTH73 (USA) or GU73TH (UK/International)

BOND

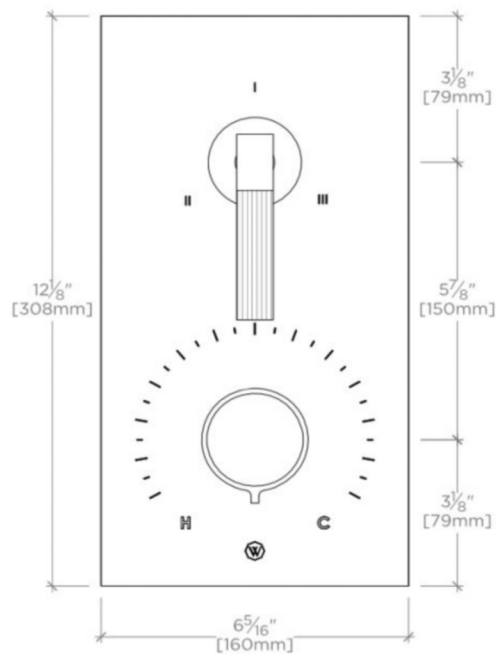
BTH52D

Bond Union Series Integrated Thermostatic and Three Way Diverter
Trim with Enamel Guilloche Lines Knob and Lever Handles



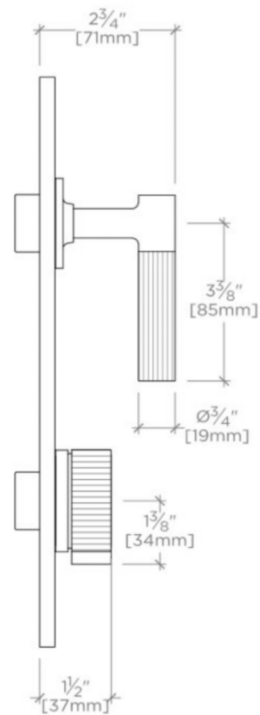
TOP VIEW

SCALE: 3"=1'-0"



FRONT VIEW

SCALE: 3"=1'-0"



SIDE VIEW

SCALE: 3"=1'-0"