

HENRY

HNBF20

Henry One Hole Bidet Fitting with Cross Handles



SHOWN IN HENRY ONE HOLE BIDET FITTING WITH CROSS HANDLES | HNBF20

TECHNICAL DETAILS

Deck Thickness Maximum: 1 9/16"
Drain Depth Maximum: 2 1/4"
Drain Depth Minimum: 1 1/2"
Drain Hole Diameter: 1 1/2"
Drain Style: Pop-Up
Fittings Hole Diameter: 1 3/8"
Inlet Connection Size: 3/8"
Inlet Connection Type: O.D. SUPPLY TUBING
Pivot: Y
Water Pressure Maximum: 85.0 psi
Water Pressure Minimum: 20.0 psi
Water Pressure Recommended: 45.0 psi

INSPIRATION

Influenced by the connection of industry and art Henry easily transitions between modern, traditional, utilitarian and classic settings.

CODES & STANDARDS

PRODUCT FEATURES

Cross Handles

Lift Rod controls Universal Push-Touch Pop up Drain (UNLD40)

Includes 3/8mm Supply Tubes and can be field cut for 10mm installations

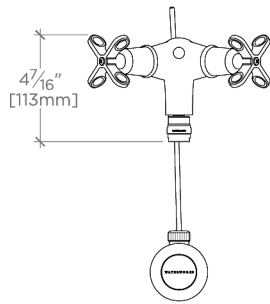
Solid Brass Construction

Stocked in Nickel and Brass

CERTIFICATIONS

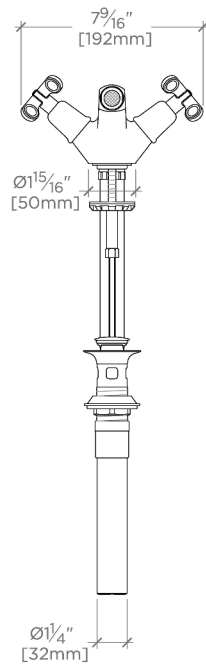
PRODUCT (NOTES)

Henry One Hole Bidet Fitting with Cross Handles



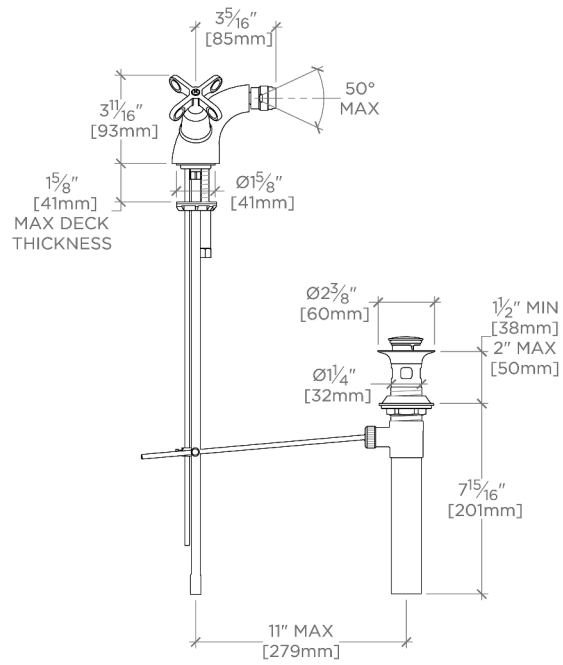
TOP VIEW

SCALE: 1/2"=1'-0"



FRONT VIEW

SCALE: 1/2"=1'-0"



SIDE VIEW

SCALE: 1/2"=1'-0"