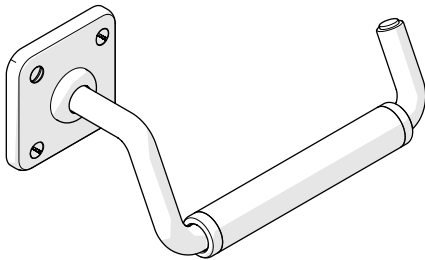
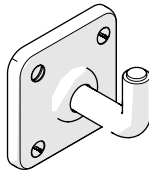


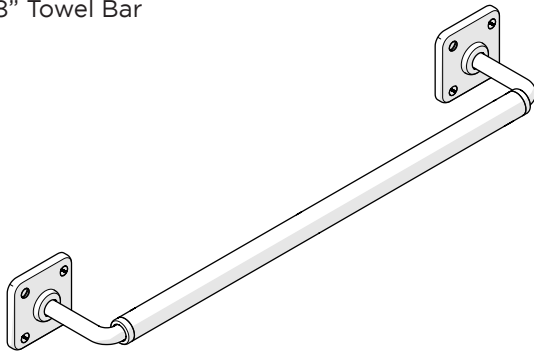
STYLE No. LDPH01
One Arm Paper Holder



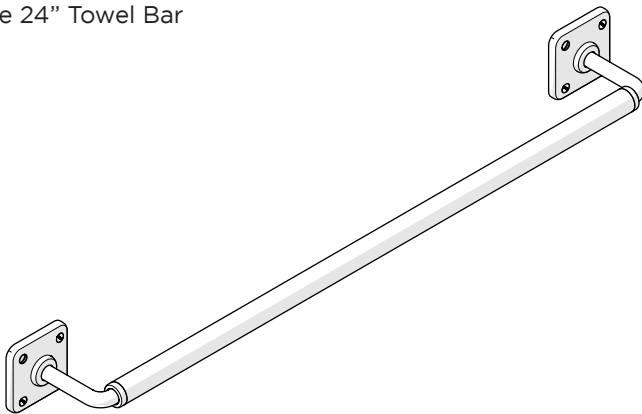
STYLE No. LDRH01
Single Hook



STYLE No. LDTB18
Single 18" Towel Bar



STYLE No. LDTB24
Single 24" Towel Bar



IMPORTANT:

- **The SCREWS on the front of the ESCUTCHEON(S) are aesthetic only and do not serve any mechanical purpose and should not be removed.**
- To ensure this product is installed properly, you must read and follow these guidelines.
- The owner/user of this product must keep this information for future reference.
- This product must be installed by a professional licensed contractor. Inspect the product to ensure you have all the parts required for proper installation.
- Use only a strap wrench or protected/smooth-jaw wrench on any finished surface.

INSTALLATION:

- See Figure - 01 for Steps 1 - 6.

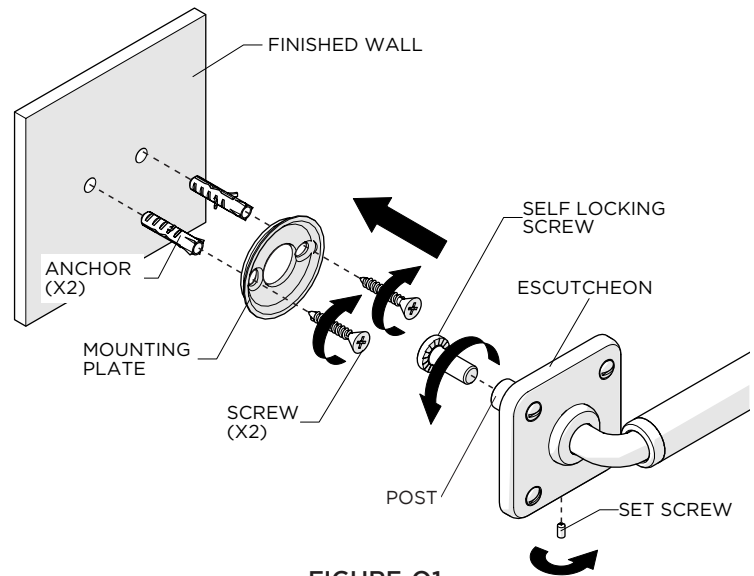


FIGURE-01

1. Loosen the SET SCREW(S) on the ESCUTCHEON(S) using a 1/16" [1.5 mm] hex key then slide the ESCUTCHEON(S) up the POST(S) to expose the MOUNTING PLATE(S).
 2. Dry fit the product to the finished wall making sure it is level and mark the locations where the SCREWS will be installed.
- **NOTE:** The MOUNTING PLATES for the TOWEL BARS should have an 18" [457 mm] and 24" [610 mm] on-center spread respectively.
3. Unthread the SCREW(S) holding the MOUNTING PLATE(S) to the POST(S) using a 1/8" [3 mm] hex key and remove the PLATE(S).
 4. Attach the MOUNTING PLATE(S) to the finished wall using the marks made in Step 2 with the ANCHORS and SCREWS provided.
 5. Insert the POST(S) into the MOUNTING PLATE(S) then thread and securely tighten the SELF LOCKING SCREW
 6. Slide the ESCUTCHEON(S) down the POST(S) until it contacts the finished wall and align it with the SET SCREW on the bottom. Securely tighten the SET SCREW using a 1/16" [1.5 mm] hex key.
- If further assistance is required, please contact Product Support at 1-800-927-2120 Monday through Friday, 8am - 7pm EST.
 - Refer to the separate Service Parts Documents for available replacement parts.

These guidelines have been prepared for the professional contractor to aid in the installation of:
LUDLOW ONE ARM PAPER HOLDER (LDPH01), SINGLE HOOK (LDRH01), 18" SINGLE METAL TOWEL BAR (LDTB18),
& 24" SINGLE METAL TOWEL BAR (LDTB24).
 All dimensions are based on original specification and are subject to change and variation.
 Please consult your Design Associate for current specifications.

WATERWORKS