


Regulator

RGVC01

Regulator Volume Control with Two-Tone Wheel Handle



SHOWN IN REGULATOR VOLUME CONTROL WITH TWO-TONE WHEEL HANDLE | RGVC01

TECHNICAL DETAILS

ADA Compliance: No
 Depth/Width: 78 mm
 Escutcheon Primary Material: Brass
 Fittings Hole Diameter: 35 mm
 Handle Turn Angle: Quarter Turn
 Height: 79 mm
 Integrated Diverter: N
 Integrated Spray: N
 Length: 79 mm
 Primary Material: Brass
 Suggested Application: Bath
 Water Pressure Maximum: 6.0 bar
 Water Pressure Minimum: 1.5 bar
 Water Pressure Recommended: 3.0 bar

INSPIRATION

A play on industrial controls from the early 1900s, when pride was lavished on parts. Translated to handcrafted, fittings project rugged beauty through powerful, detailed shapes.

CODES & STANDARDS

ASME A112.18.1/CSA B125.1, State of MA

PRODUCT FEATURES

Two-Tone Wheel Handle

Used to control water flow to a single waterway outlet

Stocked in Nickel/Matte Black and Brass/Matte Black

Requires Rough Valve, Sold Separately: GUV18/GUV19 or GUV16 /GUV17

CERTIFICATIONS

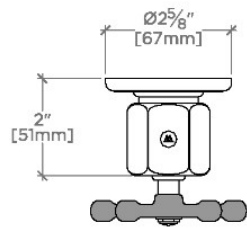


PRODUCT (NOTES)

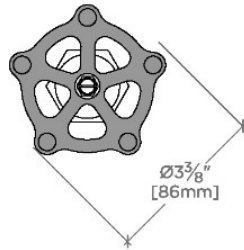
Regulator

RGVC01

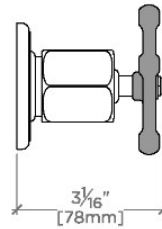
Regulator Volume Control with Two-Tone Wheel Handle



TOP VIEW SCALE: 3"=1'-0"



FRONT VIEW SCALE: 3"=1'-0"



SIDE VIEW SCALE: 3"=1'-0"