



ESTB. 1978

WATERWORKS

Disc



DISC is Japanese glazed porcelain, cast into impeccably clean-edged tiles. Available in a wide range of shapes, colors and finishes, they imbue walls and floors with graphic impact.




ESTB. 1978

WATERWORKS


Disc

3/4" PENNY MOSAIC
DSMO01




Blanche
Matte

V3




Cyan
Glossy

V2




Dapple
Glossy

V2



Element
Matte

V2



Fleet
Glossy

V2




Flour
Glossy

V2




Flour
Matte

V2



Hazel
Glossy

V3




Jet
Glossy

V2




Jet
Matte

V2



Lush
Glossy

V3



Pearl
Glossy

V2

See variation chart on page 5



ESTB. 1978

WATERWORKS

Disc

3/4" HEXAGON MOSAIC
DSMO02




Flour
Glossy

V2



Flour
Matte

V2




Jet
Glossy

V2



Jet
Matte

V2



Pearl
Glossy

V2

See variation chart on page 5



ESTB. 1978

WATERWORKS

Disc

2 1/2" X 9" FIELD TILE
DSF029



Flour
Glossy

V2

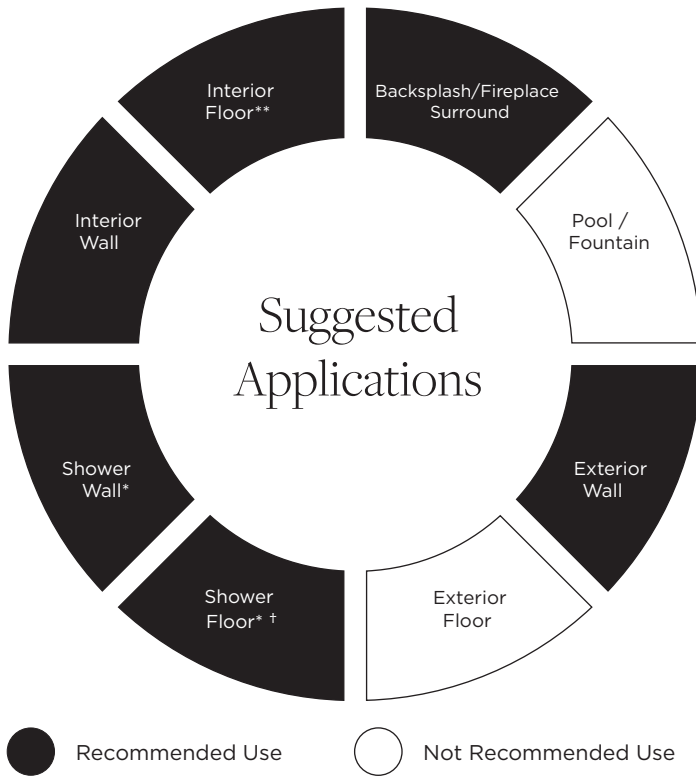
See variation chart on page 5



ESTB. 1978

WATERWORKS

Disc



Application Notes

* Suitable for use in wet environments, including steam showers, if properly installed, sealed, and maintained

** Suitable for residential floors only

† Suitable for mosaics only

Installation / Maintenance

- WATERWORKS ASSUMES NO RESPONSIBILITY FOR INSTALLATION
- Installation constitutes acceptance.
- Tile should be installed by a licensed and experienced tile setter.
- Refer to TCNA (Tile Council of North America) or ANSI standards for installation guidelines.
- All tile must be inspected PRIOR to installation.
- Dry lay tile prior to installation to allow for blending of color variation.
- Seal grout after installation and maintain regularly.

Variation Level

V1	V2	V3	V4	V5

1. MINIMAL, IF ANY COLOR VARIATION
2. SLIGHT COLOR VARIATION CAN BE EXPECTED
3. A MEDIUM RANGE OF COLOR VARIATION IS TYPICAL; DARKER AND LIGHTER TONES ARE EVIDENT
4. CONSIDERABLE COLOR VARIATION IS TYPICAL; FROM DARKS TO LIGHTS AND SOME TONE CHANGES
5. EXTREME COLOR VARIATION CAN BE EXPECTED - THE RANGE IS OFTEN DIFFERING BUT COMPLEMENTARY

PLEASE REFER TO COLLECTION TEARSHEET FOR VARIATION LEVEL BY COLOR.

SAMPLING IS RECOMMENDED TO UNDERSTAND VARIATION OF MATERIAL

Product Variation

Color and textural variation is an inherent characteristic of our porcelain tile and should be expected. Refer to our color variation ranking for further details. Please inquire for additional information.

Custom Opportunities Available

Minimums and extended lead-times may apply.

Please contact your local Waterworks showroom or our direct sales team at 800.899.6757.

Thickness

Mosaics	Field

*Nominal: +/- 1/8"

Suggested Grout Lines

$\frac{1}{16}'' - \frac{1}{8}''$
or per mosaic sheet