



ESTB. 1978

WATERWORKS

Architectonics2



With a heritage of superior craftsmanship, handmade tile has refined and evolved. Global design, and 100 colors, gives broader artistic sensibility to surfaces. Assortment of field sizes are complimented by an extensive collection of trims and moldings.



ESTB. 1978

WATERWORKS

Architectonics2

HANDMADE FIELD TILE



2" X 4" *
A2F024



2" X 6" *
A2F026



2" X 8" *
A2F028




3" X 6" *
A2F036




3" X 8" *
A2F038



4" X 8" *
A2F048



4" X 12" *
A2F412



6" X 9" *
A2F069



6" X 12" *
A2F612

* Coordinating Bullnose Available



ESTB. 1978

WATERWORKS

Architectonics²

HANDMADE FIELD TILE



3" X 3" *
A2F033



4" X 4" *
A2F044



6" X 6" *
A2F066



3" HEXAGON
A2FHX3



6" HEXAGON
A2FHX6

* Coordinating Bullnose Available



ESTB. 1978

WATERWORKS

Architectonics²

DECORATIVE FIELD TILE



DECKLE 3" X 3"
A2FDK3



DECKLE 4" X 4"
A2FDK4



DECKLE 6" X 6"
A2FDK6



3" TRIANGLE
A2FTR3



3" RHOMBUS
A2FTH3



5" HALF HEXAGON
A2FHH5



5" HEXAGON
A2FHX5

* Coordinating Bullnose Available



ESTB. 1978

WATERWORKS

Architectonics2

DECORATIVE FIELD TILE



6" X 6" WALE
A2DWA6



6" X 6" RIBBON
A2DRB6



6" X 6" REGENCY
A2DRG6



6" X 6" GROOVE
A2DGR6



6" X 6" CONDUIT
A2DCT6



RATIO
A2DRTO



UNLIMITED
A2DUNL

* Coordinating Bullnose Available



ESTB. 1978

WATERWORKS

Architectonics2

UNIVERSAL TRIM LINERS



Z-LINER
1/2" X 6"
A2LNZ6



SQUARE LINER
3/4" X 6"
A2LNZ5



MINI BAR LINER
1/2" X 6"
A2LNG5



SMALL BAR LINER
1 1/8" X 6 1/4"
A2LNG3



INGOT LINER
1" X 6"
A2LNG1



ASTRAGAL LINER
1 1/4" X 6"
A2LNA9



SMALL DOME LINER
3/4" X 6"
A2MO06



LARGE DOME LINER
1" X 6"
A2MO04



STRING LINER
1" X 6"
A2LN2E



ANTOINETTE LINER
1 1/2" X 6 1/8"
A2MO07



ROUND COVE
1 1/4" X 6"
A2CRDC



SQUARE COVE
1" X 6 3/8"
A2CSRC



QUARTER SQUARE
1" X 6 3/8"
A2QS06



QUARTER ROUND
1 1/8" X 6"
A2QR05

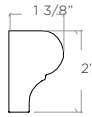


ESTB. 1978

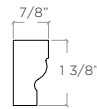
WATERWORKS

Architectonics2

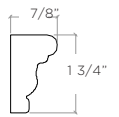
UNIVERSAL TRIM RAILS, CROWNS & BORDERS



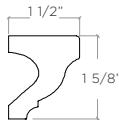
DADO RAIL
2" X 6 1/8"
A2M015



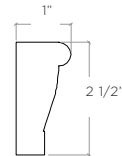
SCOTIA RAIL
1 3/8" X 6"
A2RL7E



MIRROR SILL RAIL
1 3/4" X 6 1/8"
A2RL8E



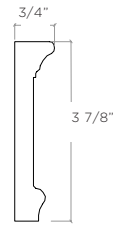
OGEE RAIL
1 5/8" X 6"
A2RLE8



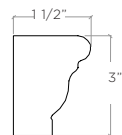
EMPIRE RAIL
2 1/2" X 6"
A2M013



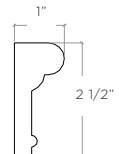
CROWN RAIL
3 3/4" X 6 1/4"
A2RL6E



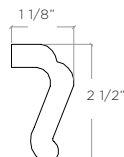
LARGE PLAIN FRIEZE BORDER
3 7/8" X 5 7/8"
A2B09E



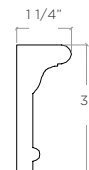
CYMA CROWN
3" X 6 1/8"
A2CW6E



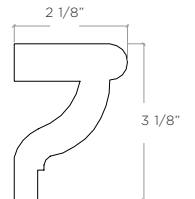
SOFFIT RAIL
2 1/2" X 6"
A2RL4E



LOUIS FLIP RAIL
2 1/2" X 6"
A2M016



CORNICE RAIL
3" X 6"
A2RL6E



METROPOLIS CROWN
3 1/8" X 6"
A2CW5E

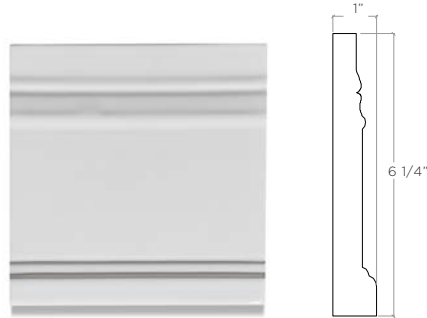


ESTB. 1978

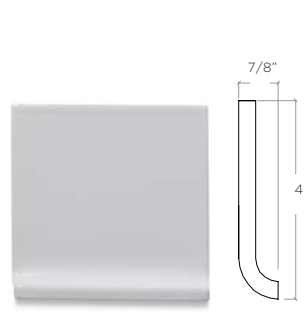
WATERWORKS

Architectonics2

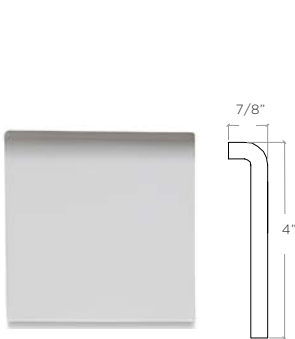
UNIVERSAL TRIM BASES




STANDARD BASE
6 1/4" X 6 1/4"
A2BS3E



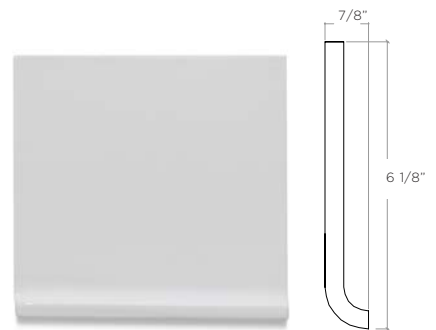
COVE BASE
4" X 4 1/8"
A2CB01



MUD CAP
4" X 4 1/8"
A2MU02



MUD CAP
6 1/8" X 6"
A2MU03



COVE BASE
6 1/8" X 6"
A2CB02



ESTB. 1978

WATERWORKS

Architectonics²

MOSAICS



HANDMADE LANTERN MOSAIC
A2MOL1



HANDMADE PENNY MOSAIC
A2MOP1



HANDMADE SCALLOP MOSAIC
A2MOS1



HANDMADE 1" X 2 1/8" MOSAIC
A2MOH1



HANDMADE 2" HEXAGON MOSAIC
A2MOH2



ESTB. 1978

WATERWORKS

Architectonics2


PALETTE




Whitewash V2
(Glossy Solid)



Madeline V2
(Glossy Solid)



Nola V3
(Glossy Solid)



Cornsilk V2
(Glossy Crackle)



Chiffon V2
(Glossy Solid)



Fog V2
(Glossy Solid)



Luna V3
(Glossy Crackle)



Parchment V2
(Glossy Solid)



Cloud Cover V2
(Glossy Solid)



Casper V2
(Glossy Solid)




Linus V3
(Glossy Solid)




Flax V2
(Glossy Solid)



Misty V2
(Glossy Solid)



Whisper V3
(Glossy Solid)



Ashen V4
(Glossy Solid)



Sandcastle V3
(Glossy Solid)

- V1. MINIMAL, IF ANY COLOR VARIATION
- V2. SLIGHT COLOR VARIATION CAN BE EXPECTED
- V3. A MEDIUM RANGE OF COLOR VARIATION IS TYPICAL; DARKER AND LIGHTER TONES ARE EVIDENT
- V4. CONSIDERABLE COLOR VARIATION IS TYPICAL; FROM DARKS TO LIGHTS AND SOME TONE CHANGES
- V5. EXTREME COLOR VARIATION CAN BE EXPECTED - THE RANGE IS OFTEN DIFFERING BUT COMPLIMENTARY



ESTB. 1978

WATERWORKS

Architectonics2

PALETTE



Acadia V3
(Glossy Solid)



Abalone V5
(Dynamic Crackle)



Cinder V3
(Glossy Solid)



Aqua V4
(Dynamic Crackle)



Gainsboro V3
(Glossy Solid)




Angelica V3
(Glossy Solid)



Denim V2
(Glossy Solid)



Key Largo V4
(Dynamic Crackle)



Silverton V3
(Glossy Solid)



Belle V3
(Glossy Solid)




Indigo V4
(Dynamic Crackle)



Bloomsbury V3
(Glossy Solid)



Greyhound V3
(Glossy Solid)



Oxford V2
(Glossy Solid)



Falcon V2
(Glossy Solid)



Tropic V4
(Dynamic Crackle)

- V1. MINIMAL, IF ANY COLOR VARIATION
- V2. SLIGHT COLOR VARIATION CAN BE EXPECTED
- V3. A MEDIUM RANGE OF COLOR VARIATION IS TYPICAL; DARKER AND LIGHTER TONES ARE EVIDENT
- V4. CONSIDERABLE COLOR VARIATION IS TYPICAL; FROM DARKS TO LIGHTS AND SOME TONE CHANGES
- V5. EXTREME COLOR VARIATION CAN BE EXPECTED - THE RANGE IS OFTEN DIFFERING BUT COMPLIMENTARY



ESTB. 1978

WATERWORKS

Architectonics2

PALETTE




Mint V3
(Glossy Crackle)



Oakley V4
(Dynamic Crackle)



Honeydew V2
(Glossy Solid)



Granny Smith V2
(Glossy Solid)



Delphine V3
(Glossy Crackle)



Finn V5
(Dynamic Crackle)



Hazel V3
(Glossy Solid)



Fig V5
(Dynamic Crackle)



Ella V3
(Glossy Crackle)



Quilla V5
(Dynamic Crackle)



Cactus V5
(Dynamic Crackle)



Peridot V4
(Dynamic Crackle)



Spruce V2
(Glossy Solid)



Portia V4
(Dynamic Crackle)



Spring Green V3
(Glossy Solid)



Chamomile V4
(Dynamic Crackle)

- V1. MINIMAL, IF ANY COLOR VARIATION
- V2. SLIGHT COLOR VARIATION CAN BE EXPECTED
- V3. A MEDIUM RANGE OF COLOR VARIATION IS TYPICAL; DARKER AND LIGHTER TONES ARE EVIDENT
- V4. CONSIDERABLE COLOR VARIATION IS TYPICAL; FROM DARKS TO LIGHTS AND SOME TONE CHANGES
- V5. EXTREME COLOR VARIATION CAN BE EXPECTED - THE RANGE IS OFTEN DIFFERING BUT COMPLIMENTARY



ESTB. 1978

WATERWORKS

Architectonics2

PALETTE



Vesper V4
(Glossy Crackle)



Marfil V3
(Glossy Solid)




Willow V4
(Dynamic Crackle)



Marsh V5
(Dynamic Crackle)



Fawn V5
(Dynamic Crackle)



Saddle V4
(Dynamic Crackle)




Tecla V5
(Dynamic Crackle)



Balsam V5
(Dynamic Crackle)



Oat V5
(Dynamic Crackle)



Cedar V3
(Dynamic Crackle)



Scout V5
(Dynamic Crackle)



Hunter V4
(Dynamic Crackle)



Sequoia V5
(Dynamic Crackle)



Espresso V2
(Glossy Crackle)



Camouflage V5
(Dynamic Crackle)

- V1. MINIMAL, IF ANY COLOR VARIATION
- V2. SLIGHT COLOR VARIATION CAN BE EXPECTED
- V3. A MEDIUM RANGE OF COLOR VARIATION IS TYPICAL; DARKER AND LIGHTER TONES ARE EVIDENT
- V4. CONSIDERABLE COLOR VARIATION IS TYPICAL; FROM DARKS TO LIGHTS AND SOME TONE CHANGES
- V5. EXTREME COLOR VARIATION CAN BE EXPECTED - THE RANGE IS OFTEN DIFFERING BUT COMPLIMENTARY



ESTB. 1978

WATERWORKS

Architectonics2

PALETTE



Lola V2
(Glossy Crackle)



Mauve V3
(Glossy Crackle)



White w/ Ruby V4
(Glossy Crackle)



Thunder V2
(Glossy Solid)




Primrose V3
(Glossy Solid)




Heather V5
(Dynamic Crackle)



Parker V3
(Glossy Crackle)




Gunmetal V2
(Glossy Solid)




Porcelain V2
(Glossy Solid)



Iris V2
(Glossy Solid)



Larkspur V4
(Glossy Solid)



Pitch V2
(Glossy Solid)



Petunia V2
(Glossy Solid)



Scarlet V2
(Glossy Crackle)

- V1. MINIMAL, IF ANY COLOR VARIATION
- V2. SLIGHT COLOR VARIATION CAN BE EXPECTED
- V3. A MEDIUM RANGE OF COLOR VARIATION IS TYPICAL; DARKER AND LIGHTER TONES ARE EVIDENT
- V4. CONSIDERABLE COLOR VARIATION IS TYPICAL; FROM DARKS TO LIGHTS AND SOME TONE CHANGES
- V5. EXTREME COLOR VARIATION CAN BE EXPECTED - THE RANGE IS OFTEN DIFFERING BUT COMPLIMENTARY



ESTB. 1978

WATERWORKS


Architectonics2



White V2
(Matte Solid)



Salt Pond V3
(Matte Solid)



Lichen V3
(Matte Solid)




Nimbus V3
(Matte Solid)



Hyacinth V3
(Matte Solid)



Bisque V3
(Matte Solid)



Hemp V3
(Matte Solid)




Clearwater V3
(Matte Solid)




Celestial V3
(Matte Solid)



Cobble V3
(Matte Solid)



Evening Sky V3
(Matte Solid)



Black Satin V2
(Matte Solid)



Lychee V3
(Matte Solid)



Palomino V3
(Matte Solid)



Sedona V3
(Matte Solid)



Red Rocks V3
(Matte Solid)

- V1. MINIMAL, IF ANY COLOR VARIATION
- V2. SLIGHT COLOR VARIATION CAN BE EXPECTED
- V3. A MEDIUM RANGE OF COLOR VARIATION IS TYPICAL; DARKER AND LIGHTER TONES ARE EVIDENT
- V4. CONSIDERABLE COLOR VARIATION IS TYPICAL; FROM DARKS TO LIGHTS AND SOME TONE CHANGES
- V5. EXTREME COLOR VARIATION CAN BE EXPECTED - THE RANGE IS OFTEN DIFFERING BUT COMPLIMENTARY



ESTB. 1978

WATERWORKS

Architectonics2

PALETTE



White w/ Sapphire V4
(Glossy Crackle)



White w/ Jade V4
(Glossy Crackle)



White w/ Taupe V4
(Glossy Crackle)



White w/ Charcoal V4
(Glossy Crackle)



Sapphire V5
(Glossy Wash)



Jade V5
(Glossy Wash)



Taupe V5
(Glossy Wash)



Charcoal V5
(Glossy Wash)



Sapphire V5
(Crackle Wash)



Jade V5
(Crackle Wash)



Taupe V5
(Crackle Wash)



Charcoal V5
(Crackle Wash)

- V1. MINIMAL, IF ANY COLOR VARIATION
- V2. SLIGHT COLOR VARIATION CAN BE EXPECTED
- V3. A MEDIUM RANGE OF COLOR VARIATION IS TYPICAL; DARKER AND LIGHTER TONES ARE EVIDENT
- V4. CONSIDERABLE COLOR VARIATION IS TYPICAL; FROM DARKS TO LIGHTS AND SOME TONE CHANGES
- V5. EXTREME COLOR VARIATION CAN BE EXPECTED - THE RANGE IS OFTEN DIFFERING BUT COMPLIMENTARY



ESTB. 1978

WATERWORKS

Architectonics2

IN-STOCK PROGRAM

COLOR PALETTE




FIELD



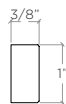
3" X 6" *
A21036

* Coordinating Bullnose Available

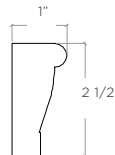
MOLDINGS/TRIMS



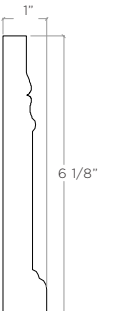
SMALL BAR LINER
1" X 6"
A21LN3



EMPIRE RAIL
2 1/2" X 6"
A21M13



STANDARD BASE
6 1/8" X 6"
A21B3E

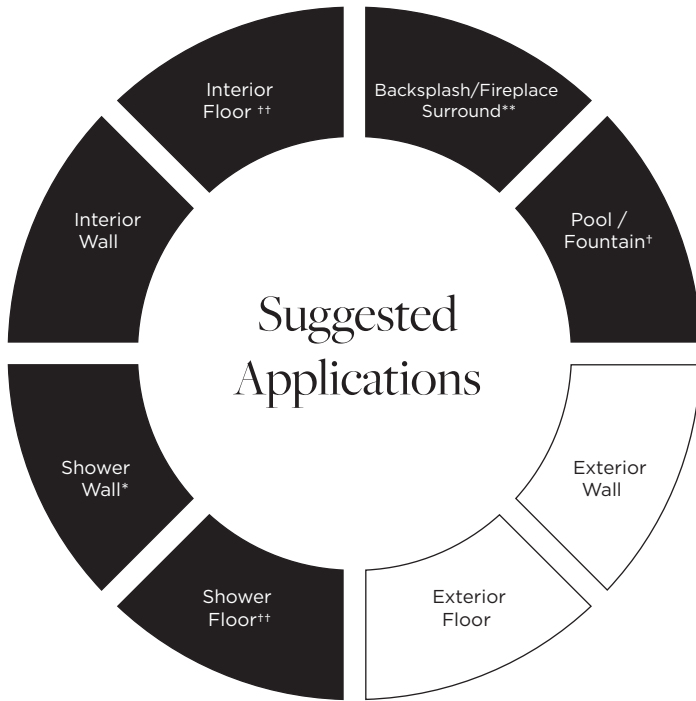




ESTB. 1978

WATERWORKS

Architectonics2



● Recommended Use ○ Not Recommended Use

Application Notes

- * All finishes suitable for use in wet environments if properly installed, sealed, and maintained. Only glossy and matte finishes suitable for use in steam showers if properly installed, sealed and maintained.
- ** Metallics not recommended for kitchen backsplash
- † Suitable above waterline in tropical/subtropical climates ONLY if properly installed, sealed and maintained
- ** Suitable for light traffic floors ONLY in glossy and matte finish if properly installed, sealed and maintained (small format – 3x3 or smaller and mosaics).

Installation / Maintenance

- WATERWORKS ASSUMES NO RESPONSIBILITY FOR INSTALLATION
- Installation constitutes acceptance.
- Tile should be installed by a licensed and experienced tile setter.
- Refer to TCNA (Tile Council of North America) or ANSI standards for installation guidelines.
- All tile must be inspected PRIOR to installation.
- Dry lay tile prior to installation to allow for blending of color variation.
- Tile should be sealed PRIOR to grouting. Dark grout may stain crackle tile.
- Waterworks recommends a grouted test panel prior to installation to understand final appearance of grouted materials.
- Seal tile and grout joints after installation and maintain regularly.

Variation Level

V1	V2	V3	V4	V5

1. MINIMAL, IF ANY COLOR VARIATION
2. SLIGHT COLOR VARIATION CAN BE EXPECTED
3. A MEDIUM RANGE OF COLOR VARIATION IS TYPICAL; DARKER AND LIGHTER TONES ARE EVIDENT
4. CONSIDERABLE COLOR VARIATION IS TYPICAL; FROM DARKS TO LIGHTS AND SOME TONE CHANGES
5. EXTREME COLOR VARIATION CAN BE EXPECTED - THE RANGE IS OFTEN DIFFERING BUT COMPLEMENTARY

PLEASE REFER TO COLLECTION TEARSHEET FOR VARIATION LEVEL BY COLOR.

SAMPLING IS RECOMMENDED TO UNDERSTAND VARIATION OF MATERIAL

Product Variation

Color, size and surface variation is an inherent characteristic of our handmade tile and should be expected. Refer to our color variation ranking for further details. Please inquire for additional information.

Custom Opportunities Available

Minimums and extended lead-times may apply.

Please contact your local Waterworks showroom or our direct sales team at 800.899.6757.

Thickness

3/8"*

*Nominal: +/- 1/6"

Suggested Grout Lines

1/16" - 1/8"