


LUDLOW

LD2P10

Ludlow Two Way Diverter Valve Trim for Pressure Balance with Graphics and Lever Handle



SHOWN IN LUDLOW TWO WAY DIVERTER VALVE TRIM FOR PRESSURE BALANCE WITH GRAPHICS AND LEVER HANDLE | LD2P10

TECHNICAL DETAILS

ADA Compliance: Yes
 Depth/Width: 3 3/16"
 Escutcheon Primary Material: Brass
 Fittings Hole Diameter: 2"
 Height: 5 3/8"
 Integrated Diverter: N
 Integrated Spray: N
 Length: 3 3/4"
 Number Of Handles: One
 Pivot: N
 Primary Material: Brass
 Spout Swivel: N
 Spray Included In Unit: N
 Suggested Application: Bath

INSPIRATION

Our fresh take on American industrial design comes in three styles, each of them clean-lined, and distinct to Waterworks.

CODES & STANDARDS

Code # LD2P10Y: Complies with ASME A112.18.1/CSA B125.1, ADA and 0.25% Weighted Average Lead Content. Certified with IAPMO, cUPC and State of MA.

PRODUCT FEATURES

Lever Handle

Allows water to be switched between different shower features such as a shower head, handshower, rain head, or tub spout

Feature Graphical Icons representing outlet position

Stocked in a Chrome, Nickel and Brass

CERTIFICATIONS

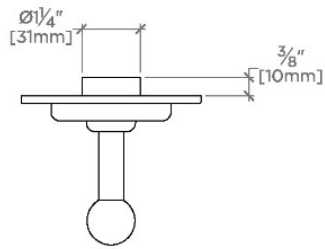


PRODUCT (NOTES)

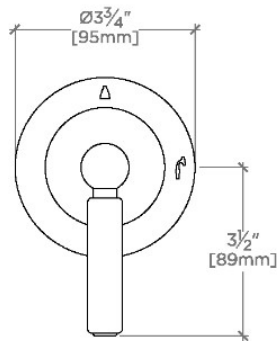
LUDLOW

LD2P10

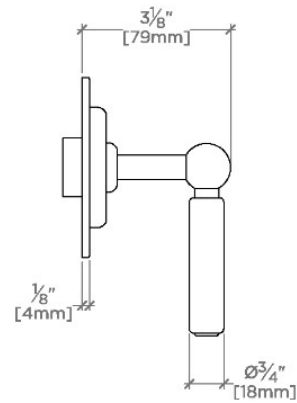
Ludlow Two Way Diverter Valve Trim for Pressure Balance
with Graphics and Lever Handle



TOP VIEW SCALE: 3"=1'-0"



FRONT VIEW SCALE: 3"=1'-0"



SIDE VIEW SCALE: 3"=1'-0"