



ESTB. 1978

WATERWORKS

Magma



Created from the fine-grained lava of an erupting volcano, Magma's handmade tile presents a richness and decidedly modern feel. With unique chemistry, texture and appealing variations in carefully curated color, it elegantly changes the mood of a bath or kitchen.



ESTB. 1978

WATERWORKS

Magma


FIELD TILE



2" x 8"
MGF028



3" x 6"
MGF036



6" HEXAGON
MGFHX6

* Available in Zinc Crackle Only

ARCHITECTURAL ELEMENTS



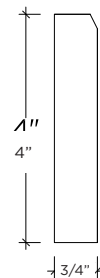
3/8" x 6"
ROUND LINER
MGLN01



3/4" x 6"
BEVELED RAIL
MGRLO1



4" x 8"
STANDARD BASE
MGBS01





ESTB. 1978

WATERWORKS

Magma

DECORATIVE MOSAIC



3" HEXAGON
LUNAR BLEND
(MATTE/CRACKLE)
MGMOH3

V5



3" HEXAGON
MARINER BLEND
(MATTE)
MGMOH3

V5



3" HEXAGON
NIGHTWATCH/MIDNIGHT BLEND
(MATTE)
MGMOH3

V5



3" HEXAGON
ZINC/STARGAZER BLEND
(CRACKLE)
MGMOH3

V5



HERRINGBONE
MARINER BLEND
(MATTE)
MGMOHB

V5



HERRINGBONE
NIGHTWATCH/MIDNIGHT BLEND
(MATTE)
MGMOHB

V5



HERRINGBONE
ZINC/STARGAZER BLEND
(CRACKLE)
MGMOHB

V5



BRICK 1/2" X 2 3/4"
MARINER BLEND
(MATTE)
MGMOST

V5



BRICK 1/2" X 2 3/4"
NIGHTWATCH/MIDNIGHT BLEND
(MATTE)
MGMOST

V5



BRICK 1/2" X 2 3/4"
ZINC/STARGAZER BLEND
(CRACKLE)
MGMOST

V5

* See variation chart

** Surface texture is inherent in the material; glazes may crackle



ESTB. 1978

WATERWORKS

Magma

PALETTE



LUNAR
(MATTE)

V4



MIDNIGHT
(MATTE)

V5




MARINER
(MATTE)

V5



NIGHTWATCH
(MATTE)

V4



STARGAZER
(CRACKLE)

V4



ZINC
(CRACKLE)

V5

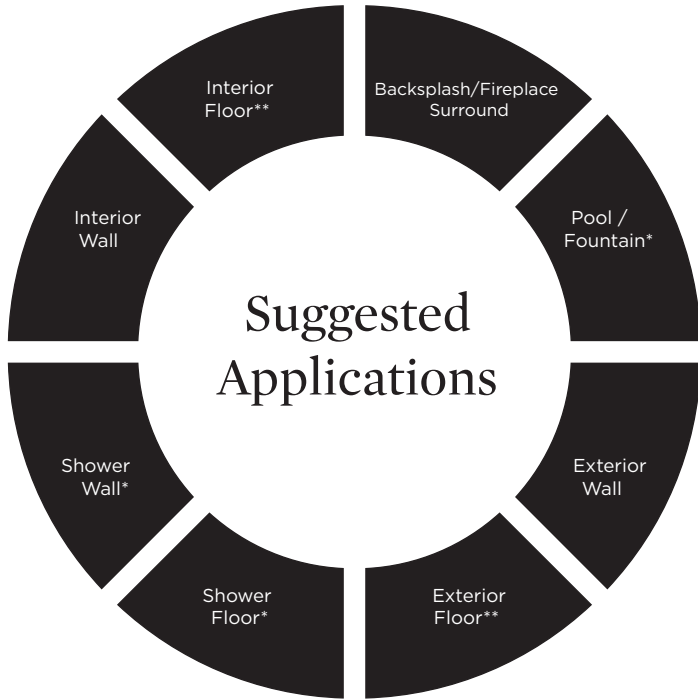
* All blends have a variation level of 5 (see chart on page 5)
** Surface texture is inherent in the material; glazes may crackle



ESTB. 1978

WATERWORKS

Magma



● Recommended Use ○ Not Recommended Use

Application Notes

- * Suitable for use in wet environments, including steam showers, if properly installed, sealed, and maintained
- **Suitable for interior/exterior floors with light traffic ONLY

Installation / Maintenance

- WATERWORKS ASSUMES NO RESPONSIBILITY FOR INSTALLATION
- Installation constitutes acceptance.
- Tile should be installed by a licensed and experienced tile setter.
- Refer to TCNA (Tile Council of North America) or ANSI standards for installation guidelines.
- All tile must be inspected PRIOR to installation.
- Dry lay tile prior to installation to allow for blending of color variation.
- Pre-seal tile PRIOR to grouting to prevent staining. Dark grout can stain crackle tile.
- Waterworks recommends a grouted test panel prior to installation to understand final appearance of grouted materials
- Re-seal tile and grout after installation and maintain regularly.

Variation Level

V1	V2	V3	V4	V5

1. MINIMAL, IF ANY COLOR VARIATION
2. SLIGHT COLOR VARIATION CAN BE EXPECTED
3. A MEDIUM RANGE OF COLOR VARIATION IS TYPICAL; DARKER AND LIGHTER TONES ARE EVIDENT
4. CONSIDERABLE COLOR VARIATION IS TYPICAL; FROM DARKS TO LIGHTS AND SOME TONE CHANGES
5. EXTREME COLOR VARIATION CAN BE EXPECTED - THE RANGE IS OFTEN DIFFERING BUT COMPLEMENTARY

PLEASE REFER TO COLLECTION TEARSHEET FOR VARIATION LEVEL BY COLOR.

SAMPLING IS RECOMMENDED TO UNDERSTAND VARIATION OF MATERIAL

Product Variation

Color, size and surface variation is an inherent characteristic of our handmade tile and should be expected. Refer to our color variation ranking for further details. Please inquire for additional information.

Custom Opportunities Available

Minimums and extended lead-times may apply.

Please contact your local Waterworks showroom or our direct sales team at 800.899.6757.

Thickness

} 3/8"*

*Nominal: +/- 1/6"

Suggested Grout Lines

1/16" - 1/8"