

## HENRY

230v Single Rail Towel Warmer

HN01TW



SHOWN IN 230V SINGLE RAIL TOWEL WARMER | HN01TW

### TECHNICAL DETAILS

Depth/Width: 9 1/4"  
Diameter Of Legs Tubes: 1 1/4"  
Electric Requirements: 0.06A  
Height: 9 1/4"  
Length: 26.18"  
Primary Material: Brass  
Wet/Dry: Wet or Dry

### INSPIRATION

Celebrating the connection of industry and art, Henry transitions effortlessly between modern, traditional, and classic settings. These iconic fittings blend 19th-century industrial and artistic references for a look that's forever of the moment—familiar yet wholly original.

### CODES & STANDARDS

### PRODUCT FEATURES

A standard in European hotels, an electric towel warmer is the ultimate in luxury

Made of brass

To best suit personal comfort level, we recommend installation with a dimmer switch.

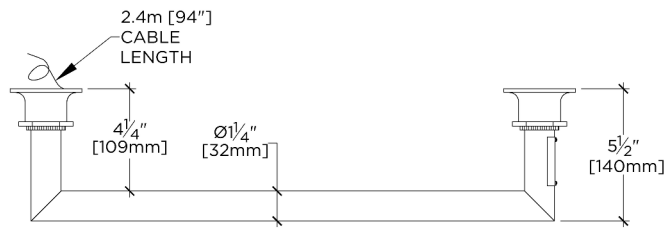
Designed to warm and dry towels.

Stocked in Brass, Chrome, Nickel and Dark Nickel

### CERTIFICATIONS

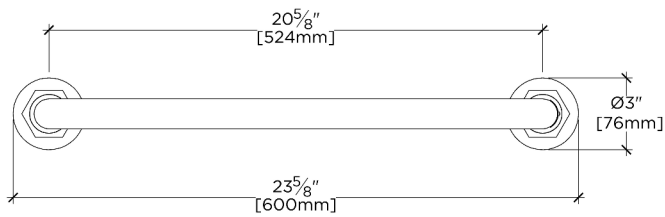
### PRODUCT (NOTES)

230v Single Rail Towel Warmer



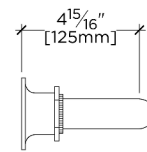
TOP VIEW

SCALE: 1/2"=1'-0"



FRONT VIEW

SCALE: 1/2"=1'-0"



SIDE VIEW

SCALE: 1/2"=1'-0"