

Highgate

HGXT60

Highgate Floor Mounted Exposed Tub Filler with Handshower and Cross Handles



SHOWN IN HIGHGATE FLOOR MOUNTED EXPOSED TUB FILLER WITH HANDSHOWER AND CROSS HANDLES | HGXT60

INSPIRATION

Our take on old English style: simple, functional shapes, detailed with white porcelain indices and hexagonal accents for a timeless feel.

PRODUCT FEATURES

Cross Handles

Handshower Offers a Fixed Spray Pattern

Stocked in Chrome, Nickel and Brass

Unrestricted Flow for Tub Spout. Handshower Available in 1.75gpm (4.5L/min) Flow Rate

TECHNICAL DETAILS

ADA Compliance: No
Adjustable Versus Fixed Spray: Fixed Spray
Deck Thickness Maximum: 48 mm
Deck Thickness Minimum: 0 mm
Depth/Width: 292 mm
Diameter Of Head: 70 mm
Diameter Of Legs Tubes: 29 mm
Escutcheon Primary Material: Brass
Fittings Hole Diameter: 32 mm
Flow Restriction Options: 2.0, 1.75, 1.5, 0.92
Handle Spread Maximum: 194 mm
Handle Spread Minimum: 194 mm
Handle Turn Angle: Quarter Turn
Handshower Spray Hose Length: 1.5 m
Height: 381 mm
Index Color Finish And Material: White Porcelain
Index Marking: H/C
Inlet Connection Size: 3/4"
Inlet Connection Type: Male NPT Adapter
Inlet Supply Spread Maximum: 194 mm
Inlet Supply Spread Minimum: 194 mm
Installation Type: Deck Mounted
Integrated Diverter: N
Integrated Spray: N
Length: 252 mm
Number Of Handles: Three
Number Of Holes: Two Hole
Pivot: N
Primary Material: Brass
Spout Swivel: N
Spray Included In Unit: N
Suggested Application: Bath
Valve Material: Ceramic
Water Pressure Maximum: 6.0 bar
Water Pressure Minimum: 1.5 bar
Water Pressure Recommended: 3.0 bar

CODES & STANDARDS

ASME A112.18.1/CSA B125.1, Waterworks Handshowers use check valves compliant to ASME A112.18.3 for backflow protection. CEC, State of MA

CERTIFICATIONS



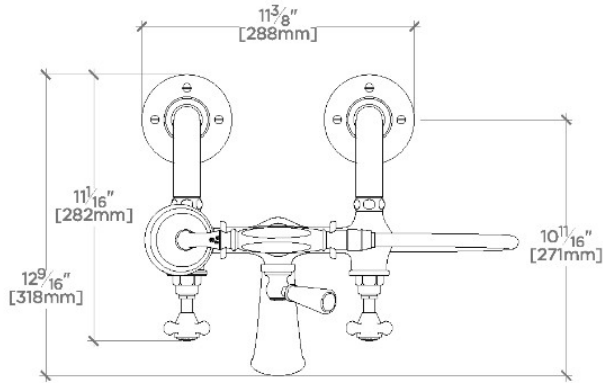
PRODUCT (NOTES)

Includes deck unions. You are able to specify the Universal Floor Unions (UNUN32) to be used with Waterworks Studio Highgate Wall Mounted Exposed Tub Filler (HGXT20).

Highgate

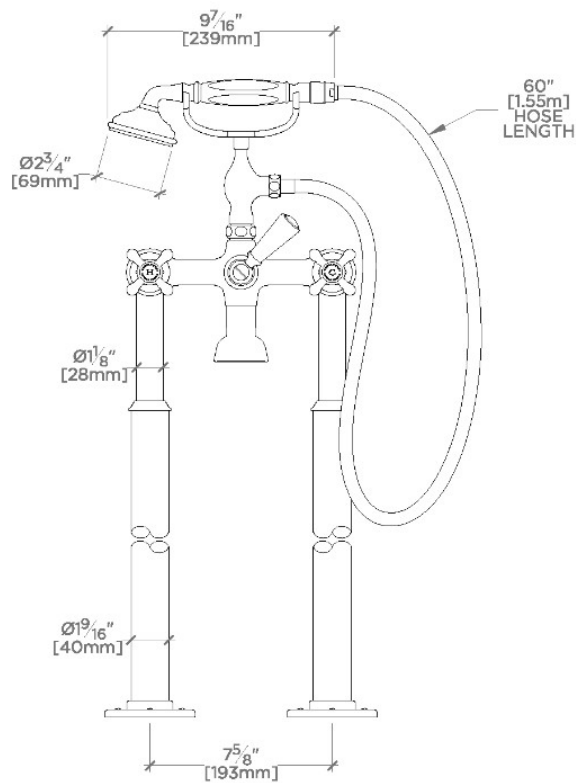
HGXT60

Highgate Floor Mounted Exposed Tub Filler with Handshower and Cross Handles



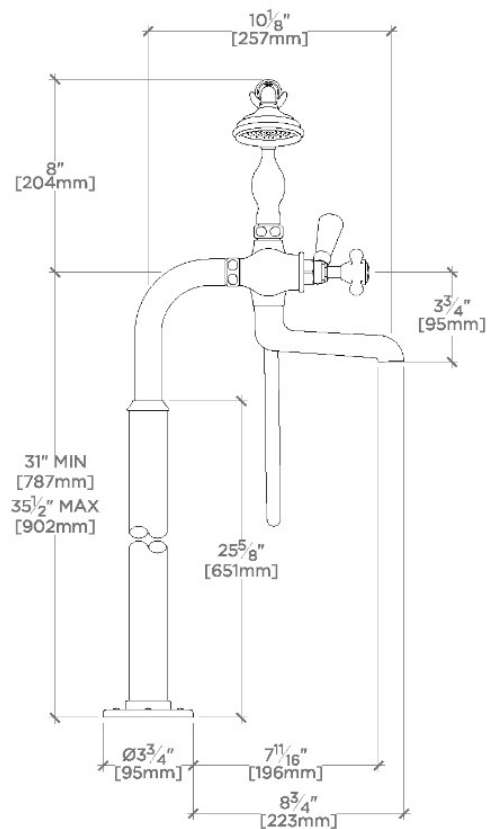
TOP VIEW

SCALE: 1 1/2"=1'-0"



FRONT VIEW

SCALE: 1 1/2"=1'-0"



SIDE VIEW

SCALE: 1 1/2"=1'-0"