

FORMWORK

Formwork Single Robe Hook

FMRH01



SHOWN IN FORMWORK SINGLE ROBE HOOK| FMRH01

TECHNICAL DETAILS

Adjustable Shelves: N
Escutcheon Primary Material: Brass
Depth / Width: 32 mm
Height: 60 mm
Installation Type: Wall Mounted
Integrated Diverter: N
Integrated Spray: N
Length: 60 mm
Pivot: N
Primary Material: Brass
Spout Swivel: N
Spray Included in Unit: N
Suggested Application: Bath

INSPIRATION

Sculptural forms that defy the ordinary. Unexpected geometry and the transition of the planes create a subtle but warm expression.

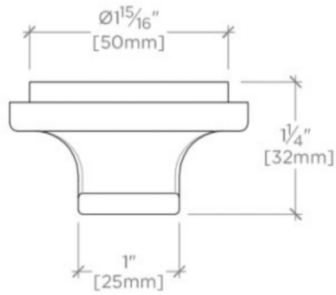
PRODUCT FEATURES

Forged solid brass construction
Easy to install

FORMWORK

FMRH01

Formwork Single Robe Hook



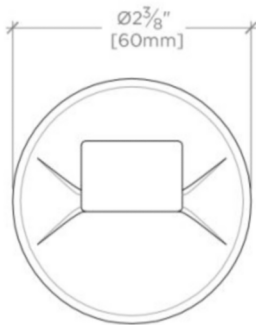
TOP VIEW

SCALE: 6"=1'-0"



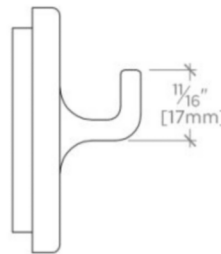
ISO VIEW

SCALE: 6"=1'-0"



FRONT VIEW

SCALE: 6"=1'-0"



SIDE VIEW

SCALE: 6"=1'-0"