

## REGULATOR

RGLS11

Regulator Gooseneck Three Hole Deck Mounted Lavatory Faucet with Metal Lever Handles



SHOWN IN REGULATOR GOOSENECK THREE HOLE DECK MOUNTED LAVATORY FAUCET WITH METAL LEVER HANDLES]

### TECHNICAL DETAILS

Deck Thickness Maximum: 38 mm  
Deck Thickness Minimum: 48 mm  
Drain Hole Diameter: 44 mm  
Drain Style: Push Touch  
Escutcheon Primary Material: Brass  
Fittings Hole Diameter: 35 mm  
Flow Restriction Options: 1.0, 1.2, 1.5, 1.75, 2.5  
Handle Spread Maximum: 305 mm  
Handle Spread Minimum: 203 mm  
Handle Turn Angle: Quarter Turn  
Depth / Width: 216 mm  
Drain Depth Minimum: 10 mm  
Height: 249 mm  
Inlet Connection Size: 1/2"  
Inlet Connection Type: Male with Supply Nut  
Length: 216 mm  
Number of Holes: Three Hole  
Primary Material: Brass  
Spout Swivel: N  
Suggested Application: Bath  
Water Pressure Maximum: 6.0 bar  
Water Pressure Minimum: 1.5 bar  
Water Pressure Recommended: 3.0 bar

### INSPIRATION

A play on industrial controls from the early 1900s, when pride was lavished on parts. Translated to handcrafted, fittings project rugged beauty through powerful, detailed shapes.

### PRODUCT FEATURES

Metal Lever Handle

Includes European push touch style drain.

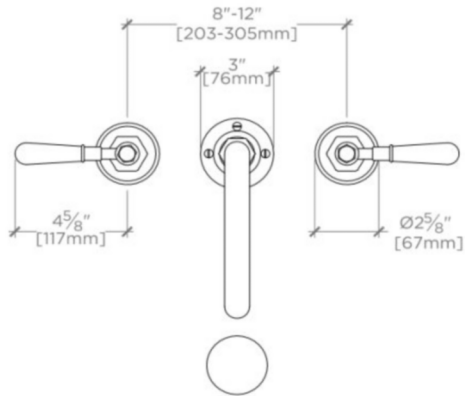
Stocked in Nickel, Chrome and Unlacquered Brass

Standard flow rate is 2.2gpm (8.3 L/min) and State of California requires 1.2gpm(4.5 L/min). Also available in other flow options. Contact a sales associate for details.

## REGULATOR

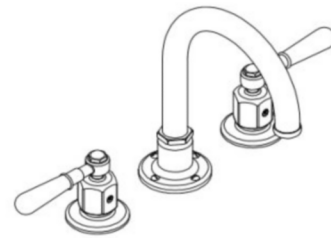
RGLS11

Regulator Gooseneck Three Hole Deck Mounted Lavatory Faucet  
with Metal Lever Handles



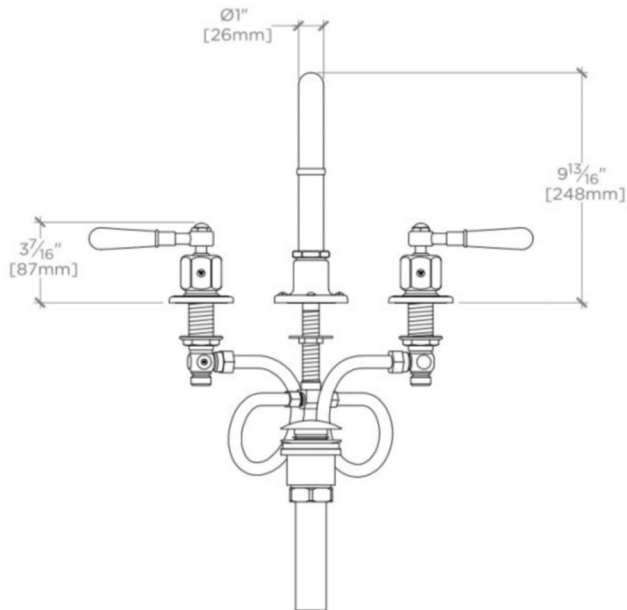
TOPVIEW

SCALE: 1 1/2"=1'-0"



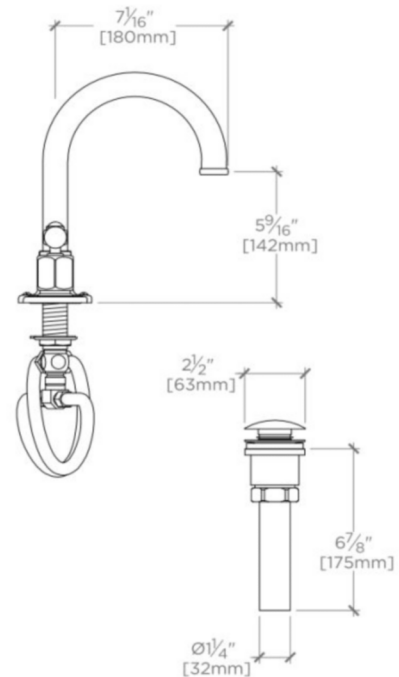
ISO VIEW

SCALE: 1 1/2"=1'-0"



FRONT VIEW

SCALE: 1 1/2"=1'-0"



SIDE VIEW

SCALE: 1 1/2"=1'-0"