



ESTB. 1978

WATERWORKS

---

## Magma



Created from the fine-grained lava of an erupting volcano, Magma's handmade tile presents a richness and decidedly modern feel. With unique chemistry, texture and appealing variations in carefully curated color, it elegantly changes the mood of a bath or kitchen.



ESTB. 1978

# WATERWORKS

## Magma


### FIELD TILE



2" x 8"  
MGF028



3" x 6"  
MGF036



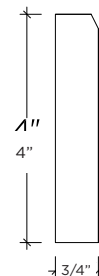
6" HEXAGON  
MGFHX6

\* Available in Zinc Crackle Only

### ARCHITECTURAL ELEMENTS



$\frac{3}{8}$ " x 6"  
ROUND LINER  
MGLN01



4" x 8"  
STANDARD BASE  
MGBS01



ESTB. 1978

# WATERWORKS

## Magma

### DECORATIVE MOSAIC



3" HEXAGON  
LUNAR BLEND  
(MATTE/CRACKLE)  
MGMOH3

V5



3" HEXAGON  
MARINER BLEND  
(MATTE)  
MGMOH3

V5



3" HEXAGON  
NIGHTWATCH/MIDNIGHT BLEND  
(MATTE)  
MGMOH3

V5



3" HEXAGON  
ZINC/STARGAZER BLEND  
(CRACKLE)  
MGMOH3

V5



HERRINGBONE  
MARINER BLEND  
(MATTE)  
MGMOHB

V5



HERRINGBONE  
NIGHTWATCH/MIDNIGHT BLEND  
(MATTE)  
MGMOHB

V5



HERRINGBONE  
ZINC/STARGAZER BLEND  
(CRACKLE)  
MGMOHB

V5

\* See variation chart  
\*\* Surface texture is inherent in the material; glazes may crackle



ESTB. 1978

# WATERWORKS

---


## Magma

### PALETTE



MIDNIGHT  
(MATTE)

V5



MARINER  
(MATTE)

V5



NIGHTWATCH  
(MATTE)

V4



ZINC  
(CRACKLE)

V5

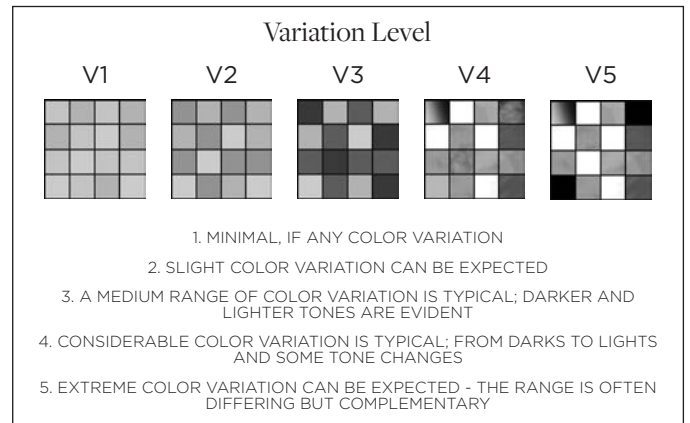
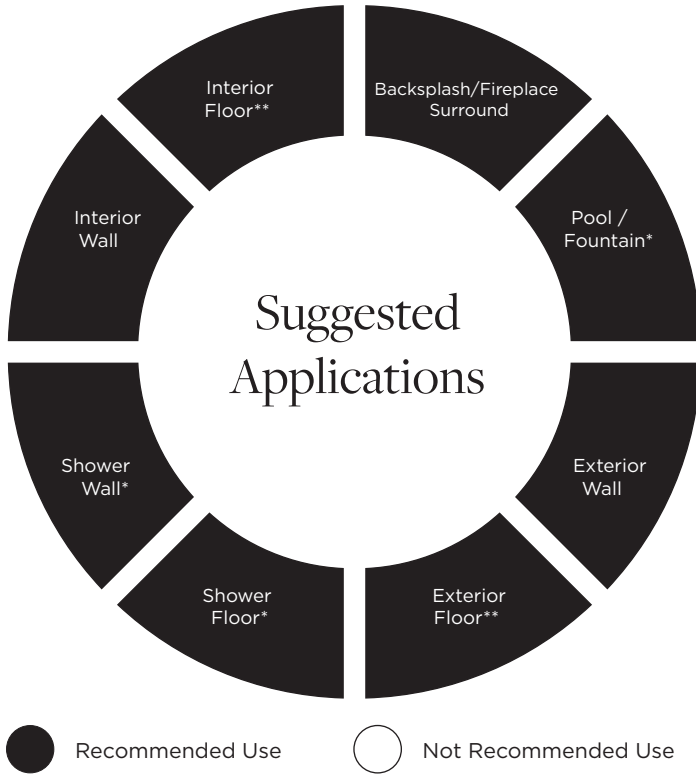
\* All blends have a variation level of 5 (see chart on page 5)  
\*\* Surface texture is inherent in the material; glazes may crackle



ESTB. 1978

# WATERWORKS

## Magma



**PLEASE REFER TO COLLECTION TEARSHEET FOR VARIATION LEVEL BY COLOR.**

**SAMPLING IS RECOMMENDED TO UNDERSTAND VARIATION OF MATERIAL**

### Product Variation

Color, size and surface variation is an inherent characteristic of our handmade tile and should be expected. Refer to our color variation ranking for further details. Please inquire for additional information.

### Application Notes

- \* Suitable for use in wet environments, including steam showers, if properly installed, sealed, and maintained
- \*\*Suitable for interior/exterior floors with light traffic ONLY

### Installation / Maintenance

- WATERWORKS ASSUMES NO RESPONSIBILITY FOR INSTALLATION
- Installation constitutes acceptance.
- Tile should be installed by a licensed and experienced tile setter.
- Refer to TCNA (Tile Council of North America) or ANSI standards for installation guidelines.
- All tile must be inspected PRIOR to installation.
- Dry lay tile prior to installation to allow for blending of color variation.
- Pre-seal tile PRIOR to grouting to prevent staining. Dark grout can stain crackle tile.
- Waterworks recommends a grouted test panel prior to installation to understand final appearance of grouted materials
- Re-seal tile and grout after installation and maintain regularly.

### Custom Opportunities Available

Minimums and extended lead-times may apply.

Please contact your local Waterworks showroom or our direct sales team at 800.899.6757.

