

## UNIVERSAL

UTWL18

Universal Transitional 18" Wall Mounted 90 Degree Shower  
Arm with Flange



SHOWN IN UNIVERSAL TRANSITIONAL 18" WALL MOUNTED 90 DEGREE SHOWER ARM WITH FLANGE | UTWL18

### TECHNICAL DETAILS

Fittings Hole Diameter: 1 1/4"  
Inlet Connection Size: 1/2"  
Inlet Connection Type: Male NPT  
Outlet Connection Size: 1/2"  
Outlet Connection Type: Male NPT  
Water Pressure Recommended: 45.0 psi

### INSPIRATION

Our Universal collection features timeless designs complementing any of our Waterworks. With a wide range of product, from fittings to accessories, Universal adds exquisite proportion and balance to any environment.

### CODES & STANDARDS

### PRODUCT FEATURES

Compatible with an assortment of Waterworks showerheads, sold separately

Brass Construction

Includes 18" wall mounted 90 degree shower arm

Stocked in Chrome, Nickel and Brass

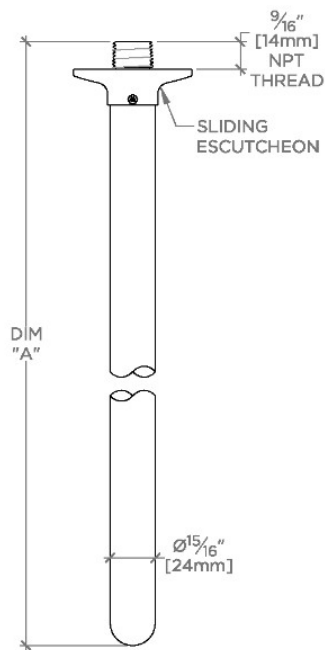
### CERTIFICATIONS

### PRODUCT (NOTES)

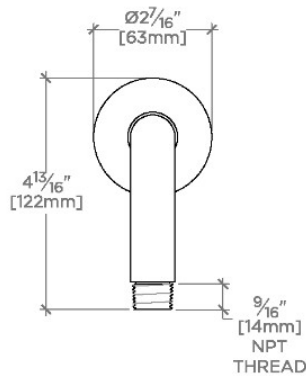
UNIVERSAL

UTWL18

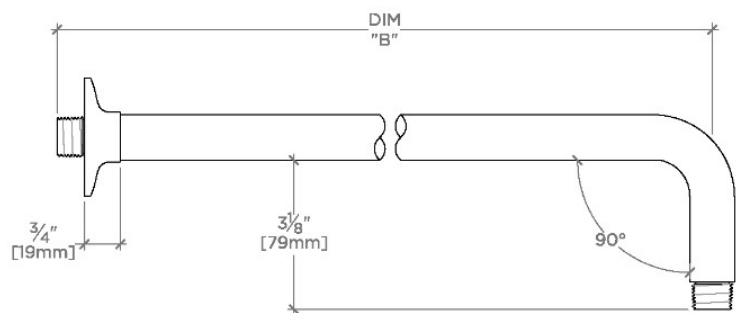
Universal Transitional 18" Wall Mounted 90 Degree Shower  
Arm with Flange



TOP VIEW SCALE: 3"=1'-0"



FRONT VIEW SCALE: 3"=1'-0"



SIDE VIEW SCALE: 3"=1'-0"

STYLE NO.	DIM "A"	DIM "B"
UTWL12	$13\frac{1}{16}$ " [331mm]	$12\frac{1}{2}$ " [319mm]
UTWL18	$19\frac{1}{16}$ " [484mm]	$18\frac{1}{2}$ " [472mm]
UTWL22	$23\frac{1}{16}$ " [585mm]	$22\frac{1}{2}$ " [572mm]