

LUDLOW

LD2T10

Ludlow Two Way Diverter Valve Trim for Thermostatic with Graphics and Lever Handle



SHOWN IN LUDLOW TWO WAY DIVERTER VALVE TRIM FOR THERMOSTATIC WITH GRAPHICS AND LEVER HANDLE | LD2T10

TECHNICAL DETAILS

ADA Compliance: Yes
 Depth/Width: 3 3/16"
 Escutcheon Primary Material: Brass
 Fittings Hole Diameter: 2 1/2"
 Height: 5 3/8"
 Integrated Diverter: N
 Integrated Spray: N
 Length: 3 3/4"
 Number Of Handles: One
 Pivot: N
 Primary Material: Brass
 Spout Swivel: N
 Spray Included In Unit: N
 Suggested Application: Bath

INSPIRATION

Our fresh take on American industrial design comes in three styles, each of them clean-lined, and distinct to Waterworks.

CODES & STANDARDS

ASME A112.18.1/CSA B125.1, State of MA

PRODUCT FEATURES

Lever Handle

Allows water to be switched between different shower features such as a shower head, handshower, rain head, or tub spout

Feature Graphical Icons representing outlet position

Stocked in a Chrome, Nickel and Brass

Requires valve rough sold separately

CERTIFICATIONS

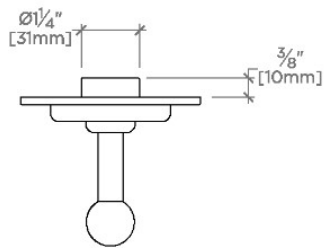


PRODUCT (NOTES)

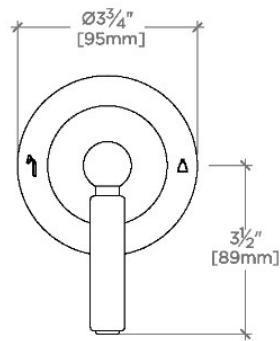
LUDLOW

LD2T10

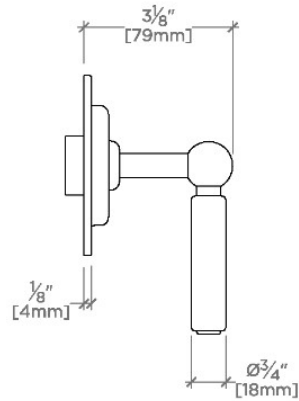
Ludlow Two Way Diverter Valve Trim for Thermostatic with Graphics and Lever Handle



TOP VIEW SCALE: 3"=1'-0"



FRONT VIEW SCALE: 3"=1'-0"



SIDE VIEW SCALE: 3"=1'-0"