

## UNIVERSAL

Universal Body Spray

## UNBS16



SHOWN IN UNIVERSAL BODY SPRAY | UNBS16

### TECHNICAL DETAILS

ADA Compliance: Yes  
 Adjustable Versus Fixed Spray: Fixed Spray  
 Depth/Width: 3 1/4"  
 Diameter Of Head: 1 3/16"  
 Escutcheon Primary Material: Brass  
 Fittings Hole Diameter: 1 1/4"  
 Flow Restriction Options: 2.0, 1.5  
 Handshower Spray Hose Length: 59"  
 Height: 2 3/16"  
 Inlet Connection Size: 1/2"  
 Inlet Connection Type: Female NPT  
 Installation Type: Wall Mounted  
 Integrated Diverter: N  
 Length: 2 3/16"  
 Pivot: Y  
 Primary Material: Brass  
 Restricted Maximum Flow Rate: 1.5 gpm  
 Suggested Application: Bath  
 Water Pressure Maximum: 85.0 psi  
 Water Pressure Minimum: 25.0 psi  
 Water Pressure Recommended: 45.0 psi

### INSPIRATION

Our Universal collection features timeless designs complementing any of our Waterworks. With a wide range of product, from fittings to accessories, Universal adds exquisite proportion and balance to any environment.

### CODES & STANDARDS

ASME A112.18.1/CSA B125.1, State of MA(Model# WWSH16)

### PRODUCT FEATURES

Customize your shower with invigorating body sprays positioned around the shower

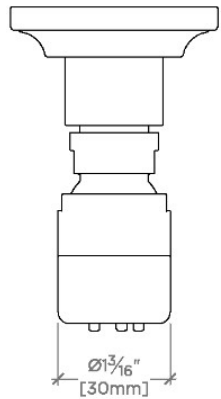
Features a swivel 2" nozzle with five rubber nozzles, that when rubbed will remove mineral deposits

Standard flow rate 1.5gpm. Also available in high efficient flow options. Contact your sales associate or call 1 (800) 899-6757 for details.

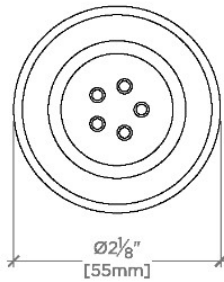
### CERTIFICATIONS



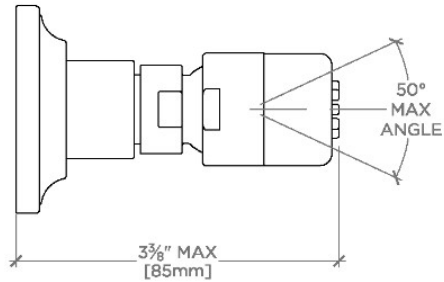
### PRODUCT (NOTES)



TOP VIEW SCALE: 6"=1'-0"



FRONT VIEW SCALE: 6"=1'-0"



SIDE VIEW SCALE: 6"=1'-0"