

HENRY

Henry 8" Back-to-Back Shower Door Pull

HNHW88



TECHNICAL DETAILS

Hardware Primary Material: Solid Brass
Hardware Shape: Pull
Depth / Width: 1 5/8"
Length: 9 7/8"
Primary Material: Brass

INSPIRATION

Influenced by the connection of industry and art Henry easily transitions between modern, traditional, utilitarian and classic settings.

PRODUCT FEATURES

Solid Brass

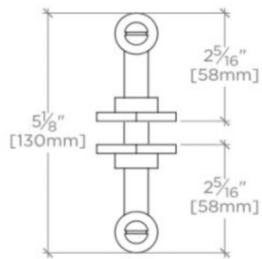
Made in USA

Includes per fixing: hardware for mounting to 1/2" or 3/8" thick glass

HENRY

HNHW88

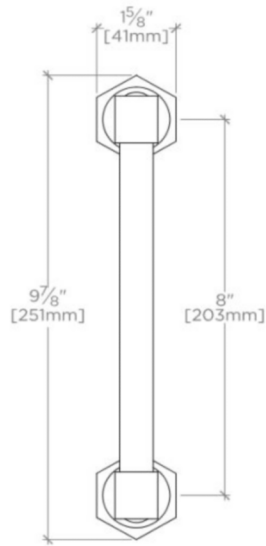
Henry 8" Back-to-Back Shower Door Pull



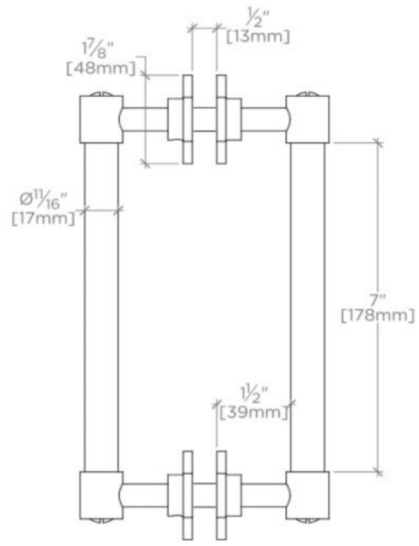
TOP VIEW SCALE: 3"=1'-0"



ISO VIEW SCALE: 3"=1'-0"



FRONT VIEW SCALE: 3"=1'-0"



SIDE VIEW SCALE: 3"=1'-0"