

Henry

HN24G1

Henry 24" Single Sided Glass Mounted Towel Bar



SHOWN IN HENRY 24" SINGLE SIDED GLASS MOUNTED TOWEL BAR | HN24G1

TECHNICAL DETAILS

INSPIRATION

Influenced by the connection of industry and art Henry easily transitions between modern, traditional, utilitarian and classic settings.

CODES & STANDARDS

PRODUCT FEATURES

All Mounting Hardware Included

Solid Brass Construction

Can accommodate glass thickness between 1/4" [6mm] to 3/4" [18mm]

Stocked in Brass, Chrome, Nickel and Dark Nickel

Bar Can Be Field Cut

CERTIFICATIONS

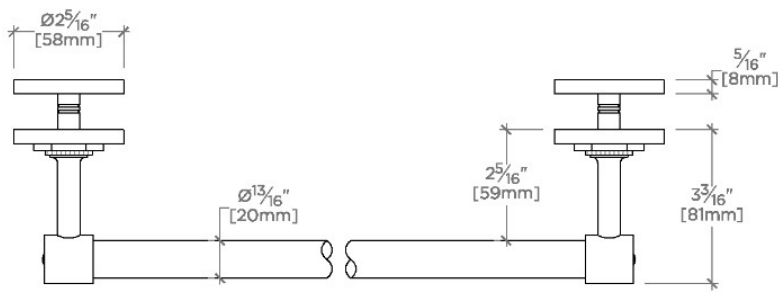
PRODUCT (NOTES)

Henry

HN24G1

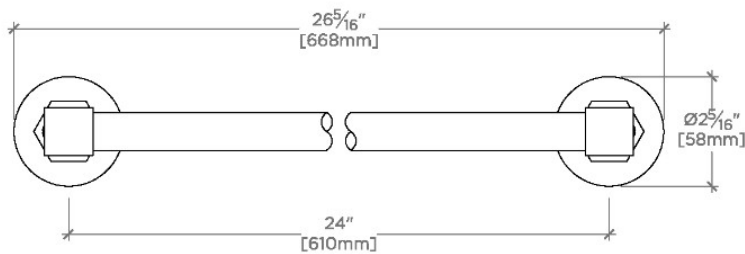
Henry 24" Single Sided Glass Mounted Towel Bar

† THIS PRODUCT CAN BE INSTALLED ON GLASS THAT IS
1/4" [6mm], 3/8" [10mm], 1/2" [13mm], OR 3/4" [19mm].



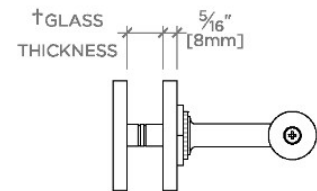
TOP VIEW

SCALE: 3"=1'-0"



FRONT VIEW

SCALE: 3"=1'-0"



SIDE VIEW

SCALE: 3"=1'-0"