

HENRY

Henry 15" Appliance Pull

HNHW15



TECHNICAL DETAILS

Hardware Primary Material: Solid Brass
Hardware Shape: Pull
Depth / Width: 1 5/8"
Length: 16 7/8"
Primary Material: Brass

INSPIRATION

Influenced by the connection of industry and art Henry easily transitions between modern, traditional, utilitarian and classic settings.

PRODUCT FEATURES

Solid Brass

Made in USA

Includes per fixing: 8-32 truss head machine screw in 1" and 1 1/2" lengths

WATERWORKS

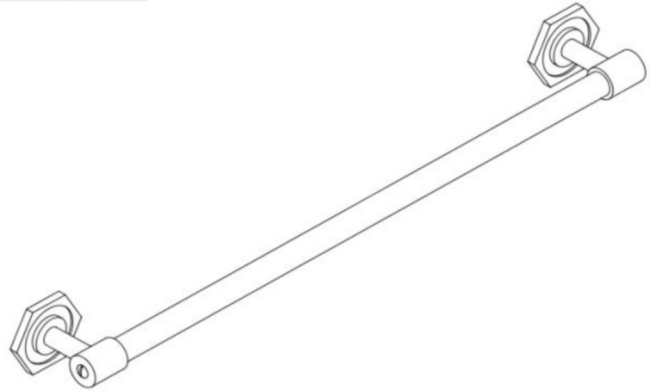
HENRY

HNHW15

Henry 15" Appliance Pull

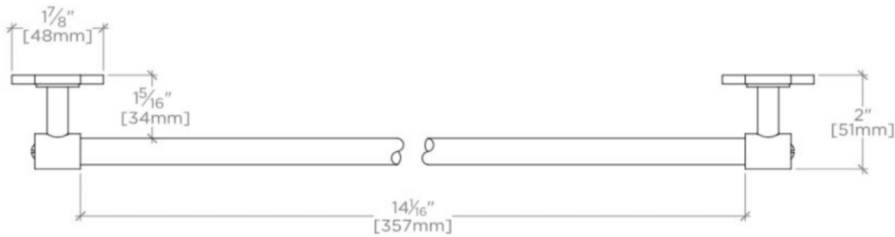
MOUNTING HARDWARE INCLUDED

STYLE #	DESCRIPTION	QTY
998945	Service Parts 8-32 1" Truss Head Machine Screw, Combo, Slotted	2
998946	Service Parts 8-32 1-1/2" Truss Head Machine Screw, Combo, Slotted	2



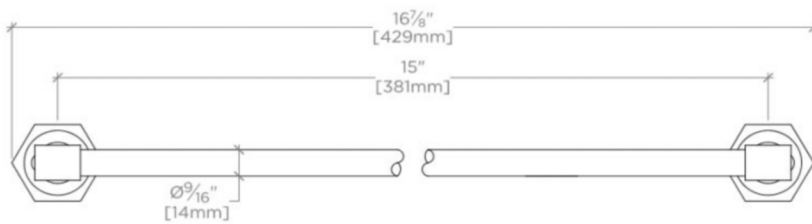
TOP VIEW

SCALE: 3"=1'-0"



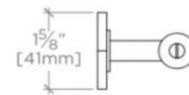
TOP VIEW

SCALE: 3"=1'-0"



FRONT VIEW

SCALE: 3"=1'-0"



SIDE VIEW

SCALE: 3"=1'-0"