

## ECHO PARK

Echo Park 4 1/8" Leather Pull

EPHW05

### TECHNICAL DETAILS

Height: 1 3/4"  
Length: 4 7/8"



SHOWN IN ECHO PARK 4 1/8" LEATHER PULL| EPHW05

### INSPIRATION

Echo Park takes its substantial but simple geometric forms from vintage industrial pulls. Finely hand-finished solid brass hardware celebrates the original design in a modern and tailored way, warmed by the hand-wrapping and stitching of Italian leather to the handles.

### PRODUCT FEATURES

Fine Italian Leather, Hand-stitched in Europe

Vegetable-tanned leather

Includes per fixing: Machine Screw-POSI-Pan Head M4 X 25MM and Machine Screw-POSI-Pan Head M4 X 35MM

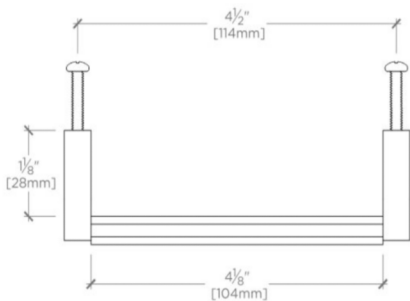


ECHO PARK

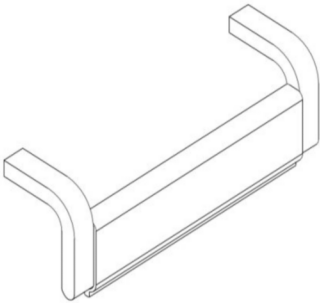
EPHW05

Echo Park 4 1/8" Leather Pull

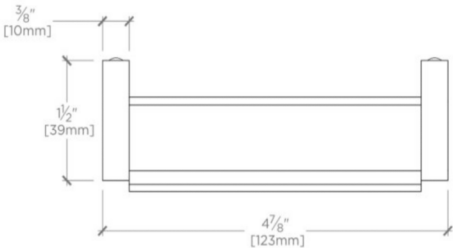
MOUNTING HARDWARE INCLUDED		
STYLE #	DESCRIPTION	QTY
998939	Service Parts Rear Fixing MACHINE SCREW-POSI-PAN HEAD M4 X 25MM	2
998940	Service Parts Rear Fixing MACHINE SCREW-POSI-PAN HEAD M4 X 35MM	2



TOP VIEW SCALE: 6"=1'-0"



ISO VIEW SCALE: 6"=1'-0"



FRONT VIEW SCALE: 6"=1'-0"



SIDE VIEW SCALE: 6"=1'-0"