

## HENRY

Henry 15" Appliance Pull

HNHW15



### TECHNICAL DETAILS

---

Hardware Primary Material: Solid Brass  
Hardware Shape: Pull  
Depth / Width: 41 mm  
Length: 429 mm  
Primary Material: Brass

### INSPIRATION

---

Influenced by the connection of industry and art Henry easily transitions between modern, traditional, utilitarian and classic settings.

### PRODUCT FEATURES

---

Solid Brass

Made in USA

Includes per fixing: 8-32 truss head machine screw in 1" and 1 1/2" lengths

# WATERWORKS

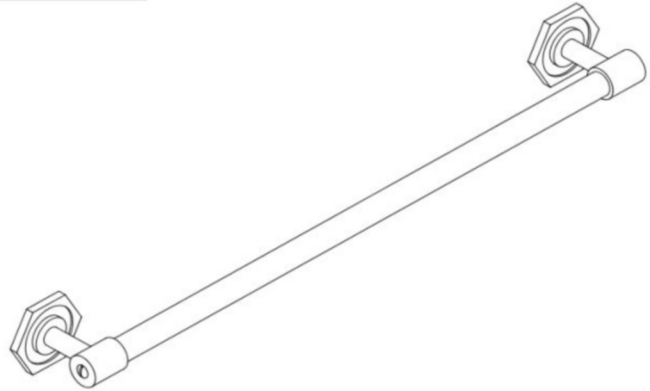
## HENRY

## HNHW15

Henry 15" Appliance Pull

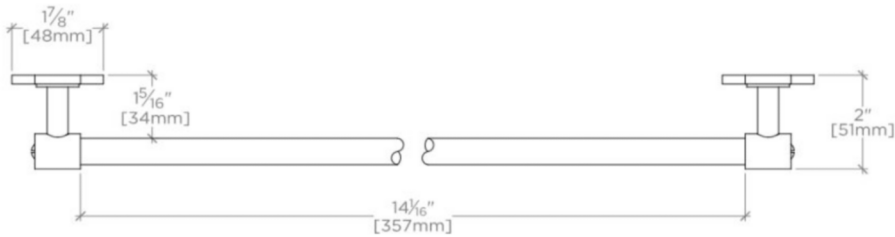
MOUNTING HARDWARE INCLUDED

STYLE #	DESCRIPTION	QTY
998945	Service Parts 8-32 1" Truss Head Machine Screw, Combo, Slotted	2
998946	Service Parts 8-32 1-1/2" Truss Head Machine Screw, Combo, Slotted	2



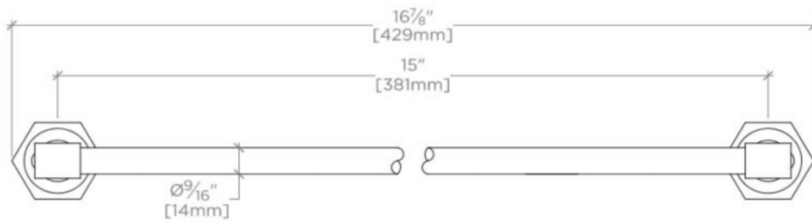
TOP VIEW

SCALE: 3"=1'-0"



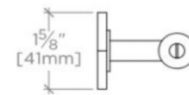
TOP VIEW

SCALE: 3"=1'-0"



FRONT VIEW

SCALE: 3"=1'-0"



SIDE VIEW

SCALE: 3"=1'-0"