


Aero

AEVC59

Aero Volume Control Valve Trim with Metal Lever Handle.



SHOWN IN AERO VOLUME CONTROL VALVE TRIM WITH METAL LEVER HANDLE. | AEVC59

TECHNICAL DETAILS

ADA Compliance: Yes
Depth/Width: 76 mm
Escutcheon Primary Material: Brass
Height: 76 mm
Integrated Diverter: N
Length: 76 mm
Number Of Handles: One
Primary Material: Brass
Suggested Application: Bath

INSPIRATION

Inspired by the stepped detail of 19th century telescopes, Aero is a combination of historical reference with a contemporary temperament. The result is original and modern, bringing a look of updated elegance.

CODES & STANDARDS

ASME A112.18.1/CSA B125.1

PRODUCT FEATURES

Metal lever handle

Used to control water flow to a single waterway outlet such as a shower head, handshower, or tub spout

Features signature stepped and gadrooned details on escutcheon

Stocked in Chrome and Nickel

Requires rough valve, sold separately: GUV16 (US) / GU16VC (UK) or GUV17 (US) / GU17VC (UK)

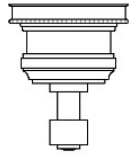
CERTIFICATIONS



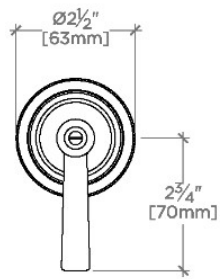
PRODUCT (NOTES)

Valve GUSV16R or GUSV17R sold separately than trim.

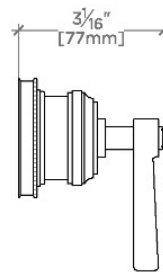
Aero Volume Control Valve Trim with Metal Lever Handle.



TOP VIEW SCALE: 3"=1'-0"



FRONT VIEW SCALE: 3"=1'-0"



SIDE VIEW SCALE: 3"=1'-0"