


## EASTON

EALS03

Easton Classic Low Profile Three Hole Deck Mounted Lavatory Faucet with White Porcelain Lever Handles



SHOWN IN EASTON CLASSIC LOW PROFILE THREE HOLE DECK MOUNTED LAVATORY FAUCET WITH WHITE PORCELAIN

### TECHNICAL DETAILS

ADA Compliance: Yes  
 Deck Thickness Maximum: 32 mm  
 Deck Thickness Minimum: 3 mm  
 Drain Assembly Materials: Brass  
 Drain Depth Maximum: 35 mm  
 Drain Hole Diameter: 44 mm  
 Fittings Hole Diameter: 35 mm  
 Flow Restriction Options: 1.0 , 1.2 , 1.5 , 1.75, 2.2  
 Handle Spread Maximum: 305 mm  
 Handle Spread Minimum: 203 mm  
 Handle Turn Angle: Quarter Turn  
 Index Color / Finish and Material: White Porcelain  
 Depth / Width: 229 mm  
 Drain Depth Minimum: 44 mm  
 Height: 89 mm  
 Inlet Connection Size: 1/2"  
 Inlet Connection Type: Male with supply nut  
 Installation Type: Deck Mounted  
 Length: 406 mm  
 Primary Material: Brass  
 Spout Swivel: N  
 Suggested Application: Bath  
 Water Pressure Maximum: 6.0 bar  
 Water Pressure Minimum: 1.5 bar  
 Water Pressure Recommended: 3.0 bar

### INSPIRATION

Drawing on Edwardian style, Easton is the most extensive Waterworks family; a range of moods and a selection of products from fittings to furniture.

### CODES & STANDARDS

Code # EALS03: CEC

### PRODUCT FEATURES

Standard flow rate is 2.2gpm (8.3 L/min) and State of California requires 1.2gpm(4.5 L/min). Also available in other flow options. Contact a sales associate for details.

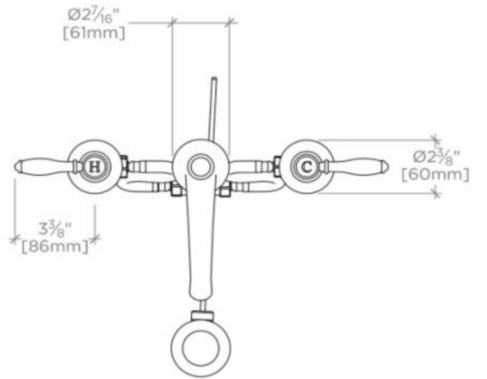
### CERTIFICATIONS



## EASTON

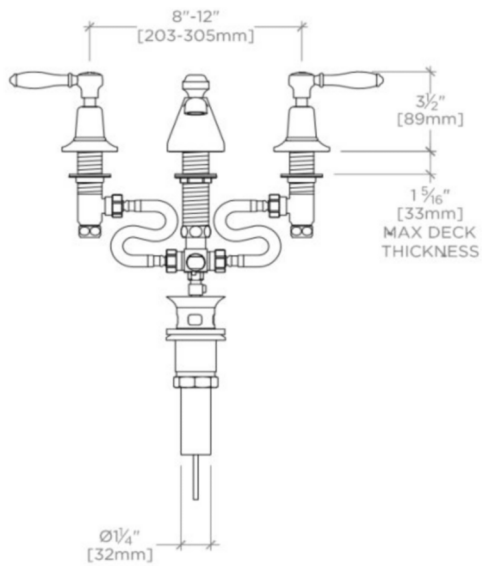
EALS03

Easton Classic Low Profile Three Hole Deck Mounted Lavatory  
Faucet with White Porcelain Lever Handles



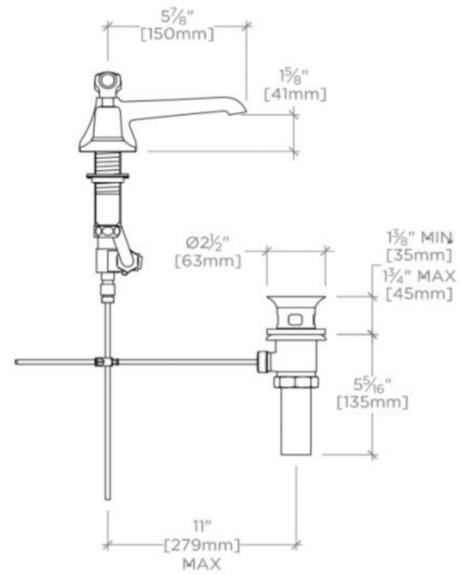
TOP VIEW

SCALE: 1 1/2"=1'-0"



FRONT VIEW

SCALE: 1 1/2"=1'-0"



SIDE VIEW

SCALE: 1 1/2"=1'-0"