

Dante

DT01LT

Dante Small Wall Mounted Single Sconce



SHOWN IN DANTE SMALL WALL MOUNTED SINGLE SCONCE | DT01LT

TECHNICAL DETAILS

Ambient Task: Ambient
Depth/Width: 127 mm
Height: 375 mm
Installation Type: Wall Mounted
Interior Exterior Application: Interior Only
Length: 152 mm
Light Direction: Omnidirectional from wall surface
Orientation: Vertical or Horizontal
Primary Material: Brass
Safety Warnings: Do not exceed max wattage.
Voltage: 240
Wet/Dry: Damp or Dry

INSPIRATION

Our Dante collection harmonizes linear elements in luxurious materials to create instant ambiance. Light plays between and through each fixture's sleek bands for an effect that's both architectural and organic.

CODES & STANDARDS

PRODUCT FEATURES

Proprietary design

Available in Brass or Nickel with Murano Glass, Alabaster or Marble Diffusers

Handcrafted in Italy

Dimmable integrated LED fixture - 50,000 hours of life

Artisan lighting crafted from organic, natural materials, each piece features unique characteristics that are inherent to the material and the handmade process including variation in tone, veining, movement and glass bubbles

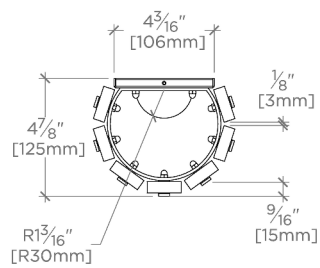
CERTIFICATIONS

PRODUCT (NOTES)

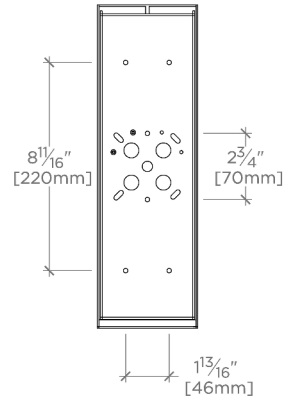
Dante

DT01LT

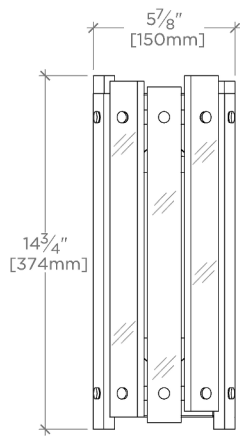
Dante Small Wall Mounted Single Sconce



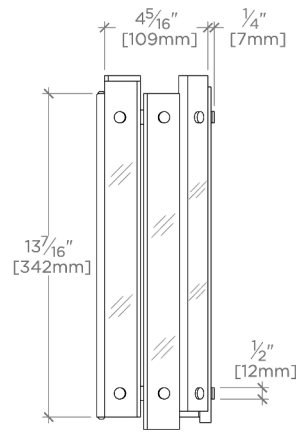
TOP VIEW SCALE: $1\frac{1}{2}$ "=1'-0"



MOUNTING PLATE SCALE: $1\frac{1}{2}$ "=1'-0"



FRONT VIEW SCALE: $1\frac{1}{2}$ "=1'-0"



SIDE VIEW SCALE: $1\frac{1}{2}$ "=1'-0"