

TUMBLER

Tumbler 6" Pull

TBHW06



SHOWN IN TUMBLER 6" PULL | TBHW06

TECHNICAL DETAILS

Height: 38 mm
Length: 191 mm

INSPIRATION

A Bauhaus inspiration and reinterpretation, this striking door knob expresses the "form follows function" design edict with its simple back plate and apparent screws.

PRODUCT FEATURES

Form follows function

Pulls and knobs with exposed screws

Solid brass

Made in the USA

Includes per fixing: 8-32 Truss Head Machine Screw-Combo-Slotted

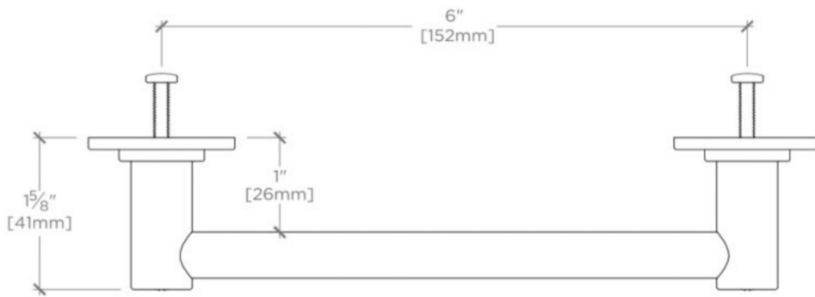
WATERWORKS

TUMBLER

Tumbler 6" Pull

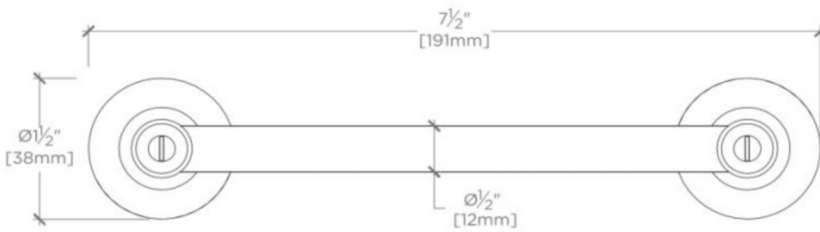
TBHW06

MOUNTING HARDWARE INCLUDED		
STYLE #	DESCRIPTION	QTY
998945	Service Parts 8-32 1" Truss Head Machine Screw, Combo, Slotted	2
998946	Service Parts 8-32 1½" Truss Head Machine Screw, Combo, Slotted	2



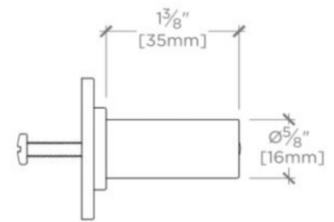
TOP VIEW

SCALE: 6"=1'-0"



FRONT VIEW

SCALE: 6"=1'-0"



SIDE VIEW

SCALE: 6"=1'-0"