

BOND

BTH22D

Bond Union Series Round Thermostatic Control Valve Trim with Enamel Guilloche Lines Lever Handle



TECHNICAL DETAILS

ADA Compliance: Yes
Integrated Diverter: N
Number of Holes: One Hole
Primary Material: Brass

INSPIRATION

The Bond Collection: Modern bath designs infused with rare soul and artistry. Explore a range of statement-making elements: fittings, washstands, mirrors and more.

PRODUCT FEATURES

Lever Handle

Allows bather to adjust temperature of all waterway outlets with a hot limit safety stop providing anti-scald protection

Features Guilloche Lines combined with Enamel Handle

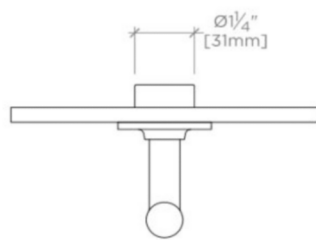
Stocked in Nickel and Brass

Requires rough valve, sold separately: GUTH56 (1/2") or GUTH38 (3/4")

BOND

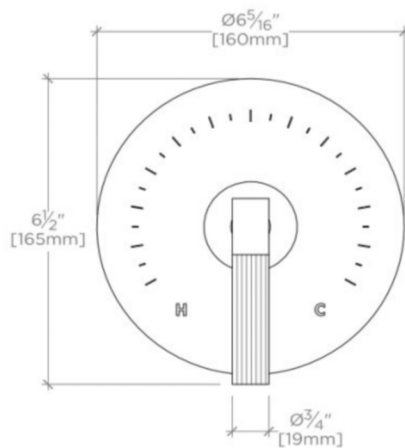
BTH22D

Bond Union Series Round Thermostatic Control Valve Trim with Enamel Guilloche Lines Lever Handle



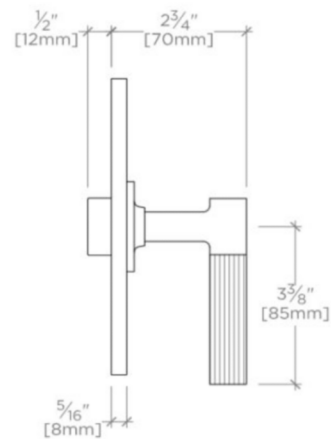
TOP VIEW

SCALE: 3"=1'-0"



FRONT VIEW

SCALE: 3"=1'-0"



SIDE VIEW

SCALE: 3"=1'-0"